

Alabama

Land and Water Conservation Fund State Assistance Program



NRPA POLICY POSITION:

- Support the permanent reauthorization of the LWCF, including full and dedicated funding. LWCF is scheduled to expire in October 2018.
- Protect the interests of states and local communities by providing fair and equitable treatment for the **State Assistance Program** of no less than 40% guaranteed funding for formula grants to the states for active outdoor recreation. This is the same amount required by law to be allocated to the LWCF federal land acquisition program.
- In absence of authorizing legislation, exercise discretionary appropriations authority to allocate at least 40 percent of the total LWCF funding in FY18 to the **State Assistance Program**, with a dedicated amount being provided to the “Outdoor Recreation Legacy Partnership” (ORLP) competitive grant initiative.

LWCF STATE ASSISTANCE AT WORK IN THE STATE

All data provided by National Park Service (NPS)

Total number of projects funded in state by LWCF State Assistance 1965–2015	Total funding provided to the state from LWCF State Assistance 1965–2016
921	\$68,445,607

The chart below shows how the state has fared in recent years and the impact to the state through a 40% allocation.

	Amount Appropriated to the State Assistance Program	State Apportionment	What state would have received with 40% allocation
FY14	\$45 million *	\$660,833	\$1,930,000
FY15	\$45 million *	\$660,833	\$1,930,000
FY16	\$94,839,000**	\$1,493,901	\$2,838,000

LWCF appropriations totaled , \$306 million in FY14 and FY15, and \$450 million in FY16. *Source: www.doi.gov/budget/upload/LWCFRECEIPTS.xls*

* In FY14 and FY15 LWCF State Assistance funding totaled \$45m, which included \$42m in formula grants to the states and \$3m for the ORLP.

** In FY16 LWCF State Assistance funding totaled \$110m, which included \$94.8m in formula grants to the states and \$12m for the ORLP.

PROJECTS FUNDED BY LWCF STATE ASSISTANCE:

Project	Recipient	Year	Amount
Enterprise State Park	City of Enterprise	2015	\$50,000
Doyle Park Revitalation	City of Mobile	2015	\$50,000
Special Needs Accessible Playground	City of Hartselle	2015	\$50,000

Date: May 2017

For more information about the impact of LWCF State Assistance in your state, visit <http://waso-lwcf.nrc.nps.gov/public/index.cfm>

www.nrpa.org/Advocacy

Alaska

Land and Water Conservation Fund State Assistance Program



NRPA POLICY POSITION:

- Support the permanent reauthorization of the LWCF, including full and dedicated funding. LWCF is scheduled to expire in October 2018.
- Protect the interests of states and local communities by providing fair and equitable treatment for the **State Assistance Program** of no less than 40% guaranteed funding for formula grants to the states for active outdoor recreation. This is the same amount required by law to be allocated to the LWCF federal land acquisition program.
- In absence of authorizing legislation, exercise discretionary appropriations authority to allocate at least 40 percent of the total LWCF funding in FY18 to the **State Assistance Program**, with a dedicated amount being provided to the “Outdoor Recreation Legacy Partnership” (ORLP) competitive grant initiative.

LWCF STATE ASSISTANCE AT WORK IN THE STATE

All data provided by National Park Service (NPS)

Total number of projects funded in state by LWCF State Assistance 1965-2016	Total funding provided to the state from LWCF State Assistance 1965-2016
296	\$36, 138,126

The chart below shows how the state has fared in recent years and the impact to the state through a 40% allocation.

	Amount Appropriated to the State Assistance Program	State Apportionment	What state would have received with 40% allocation
FY14	\$45 million *	\$381,100	\$1,111,000
FY15	\$45 million *	\$381,100	\$1,111,000
FY16	\$94,839,000**	\$860,832	\$1,634,000

LWCF appropriations totaled \$306 million in FY14 and FY15, and \$450 million in FY16. *Source: www.doi.gov/budget/upload/LWCFRECEIPTS.xls*

* In FY14 and FY15 LWCF State Assistance funding totaled \$45m, which included \$42m in formula grants to the states and \$3m for the ORLP.

** In FY16 LWCF State Assistance funding totaled \$110m, which included \$94.8m in formula grants to the states and \$12m for the ORLP.

PROJECTS FUNDED BY LWCF STATE ASSISTANCE:

Project	Recipient	Year	Amount
Tanana Lakes Recreation Area - Phase IV	Fairbanks North Star Borough	2015	\$91,500
Duldida Park	Municipality of Anchorage	2015	\$106,023
Cedar Trails, Phase II	Metlakatla Indian Community	2016	\$37,485

Date: May 2017

For more information about the impact of LWCF State Assistance in your state, visit <http://waso-lwcf.nrc.nps.gov/public/index.cfm>

www.nrpa.org/Advocacy

Arizona

Land and Water Conservation Fund State Assistance Program



NRPA POLICY POSITION:

- Support the permanent reauthorization of the LWCF, including full and dedicated funding. LWCF is scheduled to expire in October 2018.
- Protect the interests of states and local communities by providing fair and equitable treatment for the **State Assistance Program** of no less than 40% guaranteed funding for formula grants to the states for active outdoor recreation. This is the same amount required by law to be allocated to the LWCF federal land acquisition program.
- In absence of authorizing legislation, exercise discretionary appropriations authority to allocate at least 40 percent of the total LWCF funding in FY18 to the **State Assistance Program**, with a dedicated amount being provided to the “Outdoor Recreation Legacy Partnership” (ORLP) competitive grant initiative.

LWCF STATE ASSISTANCE AT WORK IN THE STATE

All data provided by National Park Service (NPS)

Total number of projects funded in state by LWCF State Assistance 1965–2016	Total funding provided to the state from LWCF State Assistance 1965–2016
730	\$63,282,492

The chart below shows how the state has fared in recent years and the impact to the state through a 40% allocation.

	Amount Appropriated to the State Assistance Program	State Apportionment	What state would have received with 40% allocation
FY14	\$45 million *	\$869,453	\$2,543,000
FY15	\$45 million *	\$869,453	\$2,543,000
FY16	\$94,839,000**	\$1,966,731	\$3,739,000

LWCF appropriations totaled , \$306 million in FY14 and FY15, and \$450 million in FY16. *Source: www.doi.gov/budget/upload/LWCFRECEIPTS.xls*

* In FY14 and FY15 LWCF State Assistance funding totaled \$45m, which included \$42m in formula grants to the states and \$3m for the ORLP.

** In FY16 LWCF State Assistance funding totaled \$110m, which included \$94.8m in formula grants to the states and \$12m for the ORLP.

PROJECTS FUNDED BY LWCF STATE ASSISTANCE:

Project	Recipient	Year	Amount
Lake Havasu State Park - Windsor Beach	Arizona State Parks	2012	\$1.47m
Campground Improvements - 3 State Parks	Arizona State Parks	2014	\$750,000
Juhan Park Improvements	City of Tucson	2008	\$161,405


Date: May 2017

For more information about the impact of LWCF State Assistance in your state, visit <http://waso-lwcf.nrc.nps.gov/public/index.cfm>

www.nrpa.org/Advocacy

Arkansas

Land and Water Conservation Fund State Assistance Program



NRPA POLICY POSITION:

- Support the permanent reauthorization of the LWCF, including full and dedicated funding. LWCF is scheduled to expire in October 2018.
- Protect the interests of states and local communities by providing fair and equitable treatment for the **State Assistance Program** of no less than 40% guaranteed funding for formula grants to the states for active outdoor recreation. This is the same amount required by law to be allocated to the LWCF federal land acquisition program.
- In absence of authorizing legislation, exercise discretionary appropriations authority to allocate at least 40 percent of the total LWCF funding in FY18 to the **State Assistance Program**, with a dedicated amount being provided to the “Outdoor Recreation Legacy Partnership” (ORLP) competitive grant initiative.

LWCF STATE ASSISTANCE AT WORK IN THE STATE

All data provided by National Park Service (NPS)

Total number of projects funded in state by LWCF State Assistance 1965-2016	Total funding provided to the state from LWCF State Assistance 1965-2016
730	\$50,374,744

The chart below shows how the state has fared in recent years and the impact to the state through a 40% allocation.

	Amount Appropriated to the State Assistance Program	State Apportionment	What state would have received with 40% allocation
FY14	\$45 million *	\$527,469	\$1,540,000
FY15	\$45 million *	\$527,469	\$1,540,000
FY16	\$94,839,000**	\$1,192,045	\$2,264,000

LWCF appropriations totaled , \$306 million in FY14 and FY15, and \$450 million in FY16. *Source: www.doi.gov/budget/upload/LWCFRECEIPTS.xls*

* In FY14 and FY15 LWCF State Assistance funding totaled \$45m, which included \$42m in formula grants to the states and \$3m for the ORLP.

** In FY16 LWCF State Assistance funding totaled \$110m, which included \$94.8m in formula grants to the states and \$12m for the ORLP.

PROJECTS FUNDED BY LWCF STATE ASSISTANCE:

Project	Recipient	Year	Amount
Devil's Eyebrow Natural Area	Arkansas Natural Heritage Commission	2015	\$331,647
Ballfield Development	City of Monticello	2015	\$250,000
Hobbs State Park - Interpretive Pavilion	Arkansas State Parks	2016	\$250,000

Date: May 2017

For more information about the impact of LWCF State Assistance in your state, visit <http://waso-lwcf.nrc.nps.gov/public/index.cfm>
www.nrpa.org/Advocacy

California

Land and Water Conservation Fund State Assistance Program



NRPA POLICY POSITION:

- Support the permanent reauthorization of the LWCF, including full and dedicated funding. LWCF is scheduled to expire in October 2018.
- Protect the interests of states and local communities by providing fair and equitable treatment for the **State Assistance Program** of no less than 40% guaranteed funding for formula grants to the states for active outdoor recreation. This is the same amount required by law to be allocated to the LWCF federal land acquisition program.
- In absence of authorizing legislation, exercise discretionary appropriations authority to allocate at least 40 percent of the total LWCF funding in FY18 to the **State Assistance Program**, with a dedicated amount being provided to the “Outdoor Recreation Legacy Partnership” (ORLP) competitive grant initiative.

LWCF STATE ASSISTANCE AT WORK IN THE STATE

All data provided by National Park Service (NPS)

Total number of projects funded in state by LWCF State Assistance 1965–2016	Total funding provided to the state from LWCF State Assistance 1965–2016
1591	\$310,319,779

The chart below shows how the state has fared in recent years and the impact to the state through a 40% allocation.

	Amount Appropriated to the State Assistance Program	State Apportionment	What state would have received with 40% allocation
FY14	\$45 million *	\$3,571,192	\$10,461,000
FY15	\$45 million *	\$3,571,192	\$10,461,000
FY16	\$94,839,000**	\$8,085,226	\$15,383,000

LWCF appropriations totaled , \$306 million in FY14 and FY15, and \$450 million in FY16. *Source: www.doi.gov/budget/upload/LWCFRECEIPTS.xls*

* In FY14 and FY15 LWCF State Assistance funding totaled \$45m, which included \$42m in formula grants to the states and \$3m for the ORLP.

** In FY16 LWCF State Assistance funding totaled \$110m, which included \$94.8m in formula grants to the states and \$12m for the ORLP.

PROJECTS FUNDED BY LWCF STATE ASSISTANCE:

Project	Recipient	Year	Amount
Desert View Recreational Trails	San Bernardino County	2015	\$215,054
Delle Valle Campground Improvements	East Bay Regional Park District	2015	\$127,766
Kellogg Park Development	City of Ventura	2016	\$1.78m

Date: May 2017

For more information about the impact of LWCF State Assistance in your state, visit <http://waso-lwcf.nrc.nps.gov/public/index.cfm>

www.nrpa.org/Advocacy

Colorado

Land and Water Conservation Fund State Assistance Program



NRPA POLICY POSITION:

- Support the permanent reauthorization of the LWCF, including full and dedicated funding. LWCF is scheduled to expire in October 2018.
- Protect the interests of states and local communities by providing fair and equitable treatment for the **State Assistance Program** of no less than 40% guaranteed funding for formula grants to the states for active outdoor recreation. This is the same amount required by law to be allocated to the LWCF federal land acquisition program.
- In absence of authorizing legislation, exercise discretionary appropriations authority to allocate at least 40 percent of the total LWCF funding in FY18 to the **State Assistance Program**, with a dedicated amount being provided to the “Outdoor Recreation Legacy Partnership” (ORLP) competitive grant initiative.

LWCF STATE ASSISTANCE AT WORK IN THE STATE

All data provided by National Park Service (NPS)

Total number of projects funded in state by LWCF State Assistance 1965–2016	Total funding provided to the state from LWCF State Assistance 1965–2016
995	\$63,466,812

The chart below shows how the state has fared in recent years and the impact to the state through a 40% allocation.

	Amount Appropriated to the State Assistance Program	State Apportionment	What state would have received with 40% allocation
FY14	\$45 million *	\$745,258	\$2,178,000
FY15	\$45 million *	\$745,258	\$2,178,000
FY16	\$94,839,000**	\$1,685,444	\$3,204,000

LWCF appropriations totaled , \$306 million in FY14 and FY15, and \$450 million in FY16. *Source: www.doi.gov/budget/upload/LWCFRECEIPTS.xls*

* In FY14 and FY15 LWCF State Assistance funding totaled \$45m, which included \$42m in formula grants to the states and \$3m for the ORLP.

** In FY16 LWCF State Assistance funding totaled \$110m, which included \$94.8m in formula grants to the states and \$12m for the ORLP.

PROJECTS FUNDED BY LWCF STATE ASSISTANCE:

Project	Recipient	Year	Amount
Ute Pass Regional Trail 1	El Paso County	2016	\$150,000
Cuerno Verde Trail	State of Colorado	2016	\$175,000
Crawford Causeway	State of Colorado	2016	\$200,000

Date: May 2017

For more information about the impact of LWCF State Assistance in your state, visit <http://waso-lwcf.nrc.nps.gov/public/index.cfm>

www.nrpa.org/Advocacy

Connecticut

Land and Water Conservation Fund State Assistance Program



NRPA POLICY POSITION:

- Support the permanent reauthorization of the LWCF, including full and dedicated funding. LWCF is scheduled to expire in October 2018.
- Protect the interests of states and local communities by providing fair and equitable treatment for the **State Assistance Program** of no less than 40% guaranteed funding for formula grants to the states for active outdoor recreation. This is the same amount required by law to be allocated to the LWCF federal land acquisition program.
- In absence of authorizing legislation, exercise discretionary appropriations authority to allocate at least 40 percent of the total LWCF funding in FY18 to the **State Assistance Program**, with a dedicated amount being provided to the “Outdoor Recreation Legacy Partnership” (ORLP) competitive grant initiative.

LWCF STATE ASSISTANCE AT WORK IN THE STATE

All data provided by National Park Service (NPS)

Total number of projects funded in state by LWCF State Assistance 1965-2016	Total funding provided to the state from LWCF State Assistance 1965-2016
378	\$69,260,973

The chart below shows how the state has fared in recent years and the impact to the state through a 40% allocation.

	Amount Appropriated to the State Assistance Program	State Apportionment	What state would have received with 40% allocation
FY14	\$45 million *	\$628,179	\$1,835,000
FY15	\$45 million *	\$628,179	\$1,835,000
FY16	\$94,839,000**	\$1,420,359	\$2,699,000

LWCF appropriations totaled , \$306 million in FY14 and FY15, and \$450 million in FY16. *Source: www.doi.gov/budget/upload/LWCFRECEIPTS.xls*

* In FY14 and FY15 LWCF State Assistance funding totaled \$45m, which included \$42m in formula grants to the states and \$3m for the ORLP.

** In FY16 LWCF State Assistance funding totaled \$110m, which included \$94.8m in formula grants to the states and \$12m for the ORLP.

PROJECTS FUNDED BY LWCF STATE ASSISTANCE:

Project	Recipient	Year	Amount
Acquisition of the Preserve	CT Dept. of Energy and Environmental Protection	2014	\$1,400,000
Acquisition of the Saner Property	CT Dept. of Energy and Environmental Protection	2014	\$684,408.91
Johnson Oak Park Renovation	City of Bridgeport	2015	\$375,000

Date: May 2017

For more information about the impact of LWCF State Assistance in your state, visit <http://waso-lwcf.nrc.nps.gov/public/index.cfm>

www.nrpa.org/Advocacy

Delaware

Land and Water Conservation Fund State Assistance Program



NRPA POLICY POSITION:

- Support the permanent reauthorization of the LWCF, including full and dedicated funding. LWCF is scheduled to expire in October 2018.
- Protect the interests of states and local communities by providing fair and equitable treatment for the **State Assistance Program** of no less than 40% guaranteed funding for formula grants to the states for active outdoor recreation. This is the same amount required by law to be allocated to the LWCF federal land acquisition program.
- In absence of authorizing legislation, exercise discretionary appropriations authority to allocate at least 40 percent of the total LWCF funding in FY18 to the **State Assistance Program**, with a dedicated amount being provided to the “Outdoor Recreation Legacy Partnership” (ORLP) competitive grant initiative.

LWCF STATE ASSISTANCE AT WORK IN THE STATE

All data provided by National Park Service (NPS)

Total number of projects funded in state by LWCF State Assistance 1965–2016	Total funding provided to the state from LWCF State Assistance 1965–2016
195	\$38,924,247

The chart below shows how the state has fared in recent years and the impact to the state through a 40% allocation.

	Amount Appropriated to the State Assistance Program	State Apportionment	What state would have received with 40% allocation
FY14	\$45 million *	\$402,397	\$1,174,000
FY15	\$45 million *	\$402,397	\$1,174,000
FY16	\$94,839,000**	\$909,089	\$1,726,000

LWCF appropriations totaled , \$306 million in FY14 and FY15, and \$450 million in FY16. *Source: www.doi.gov/budget/upload/LWCFRECEIPTS.xls*

* In FY14 and FY15 LWCF State Assistance funding totaled \$45m, which included \$42m in formula grants to the states and \$3m for the ORLP.

** In FY16 LWCF State Assistance funding totaled \$110m, which included \$94.8m in formula grants to the states and \$12m for the ORLP.


PROJECTS FUNDED BY LWCF STATE ASSISTANCE:

Project	Recipient	Year	Amount
Auburn Heights Preserve - Acquisition	Delaware State Parks	2012	\$50,000
Level of Service Analysis	Delaware State Parks and Recreation	2014	\$30,000
Cape Henlopen State Park Campground Improvements	Delaware State Parks and Recreation	2014	\$1,053,507

Date: May 2017

For more information about the impact of LWCF State Assistance in your state, visit <http://waso-lwcf.nrc.nps.gov/public/index.cfm>

www.nrpa.org/Advocacy



NRPA POLICY POSITION:

- Support the permanent reauthorization of the LWCF, including full and dedicated funding. LWCF is scheduled to expire in October 2018.
- Protect the interests of states and local communities by providing fair and equitable treatment for the **State Assistance Program** of no less than 40% guaranteed funding for formula grants to the states for active outdoor recreation. This is the same amount required by law to be allocated to the LWCF federal land acquisition program.
- In absence of authorizing legislation, exercise discretionary appropriations authority to allocate at least 40 percent of the total LWCF funding in FY18 to the **State Assistance Program**, with a dedicated amount being provided to the “Outdoor Recreation Legacy Partnership” (ORLP) competitive grant initiative.

LWCF STATE ASSISTANCE AT WORK IN THE STATE

All data provided by National Park Service (NPS)

Total number of projects funded in state by LWCF State Assistance 1965–2016	Total funding provided to the state from LWCF State Assistance 1965–2016
550	\$140,388,038

The chart below shows how the state has fared in recent years and the impact to the state through a 40% allocation.

	Amount Appropriated to the State Assistance Program	State Apportionment	What state would have received with 40% allocation
FY14	\$45 million *	\$1,930,399	\$5,652,000
FY15	\$45 million *	\$1,930,399	\$5,652,000
FY16	\$94,839,000**	\$4,369,261	\$8,311,000

LWCF appropriations totaled , \$306 million in FY14 and FY15, and \$450 million in FY16. *Source: www.doi.gov/budget/upload/LWCFRECEIPTS.xls*

* In FY14 and FY15 LWCF State Assistance funding totaled \$45m, which included \$42m in formula grants to the states and \$3m for the ORLP.

** In FY16 LWCF State Assistance funding totaled \$110m, which included \$94.8m in formula grants to the states and \$12m for the ORLP.

PROJECTS FUNDED BY LWCF STATE ASSISTANCE:

Project	Recipient	Year	Amount
Moccasin Lake Nature Park	City of Clearwater	2014	\$200,000
Loxahatchee Slough Natural Area	Palm Beach County	2015	\$200,000
Barefoot Bay Beach Access	Barefoot Bay Recreation District	2015	\$200,000

Date: May 2017



NRPA POLICY POSITION:

- Support the permanent reauthorization of the LWCF, including full and dedicated funding. LWCF is scheduled to expire in October 2018.
- Protect the interests of states and local communities by providing fair and equitable treatment for the **State Assistance Program** of no less than 40% guaranteed funding for formula grants to the states for active outdoor recreation. This is the same amount required by law to be allocated to the LWCF federal land acquisition program.
- In absence of authorizing legislation, exercise discretionary appropriations authority to allocate at least 40 percent of the total LWCF funding in FY18 to the **State Assistance Program**, with a dedicated amount being provided to the “Outdoor Recreation Legacy Partnership” (ORLP) competitive grant initiative.

LWCF STATE ASSISTANCE AT WORK IN THE STATE

All data provided by National Park Service (NPS)

Total number of projects funded in state by LWCF State Assistance 1965-2016	Total funding provided to the state from LWCF State Assistance 1965-2016
1,052	\$85,377,120

The chart below shows how the state has fared in recent years and the impact to the state through a 40% allocation.

	Amount Appropriated to the State Assistance Program	State Apportionment	What state would have received with 40% allocation
FY14	\$45 million *	\$1,077,582	\$3,151,000
FY15	\$45 million *	\$1,077,582	\$3,151,000
FY16	\$94,839,000**	\$2,437,620	\$4,634,000

LWCF appropriations totaled , \$306 million in FY14 and FY15, and \$450 million in FY16. *Source: www.doi.gov/budget/upload/LWCFRECEIPTS.xls*

* In FY14 and FY15 LWCF State Assistance funding totaled \$45m, which included \$42m in formula grants to the states and \$3m for the ORLP.

** In FY16 LWCF State Assistance funding totaled \$110m, which included \$94.8m in formula grants to the states and \$12m for the ORLP.

PROJECTS FUNDED BY LWCF STATE ASSISTANCE:

Project	Recipient	Year	Amount
Calhoun Park Expansion	City of Calhoun	2016	\$100,000
Dellinger Park Pavilion Renovation	City of Cartersville	2016	\$100,000
Mountain Park Football Field Renovations	Gwinnett County	2016	\$100,000

Date: May 2017

Hawaii

Land and Water Conservation Fund State Assistance Program



NRPA POLICY POSITION:

- Support the permanent reauthorization of the LWCF, including full and dedicated funding. LWCF is scheduled to expire in October 2018.
- Protect the interests of states and local communities by providing fair and equitable treatment for the **State Assistance Program** of no less than 40% guaranteed funding for formula grants to the states for active outdoor recreation. This is the same amount required by law to be allocated to the LWCF federal land acquisition program.
- In absence of authorizing legislation, exercise discretionary appropriations authority to allocate at least 40 percent of the total LWCF funding in FY18 to the **State Assistance Program**, with a dedicated amount being provided to the “Outdoor Recreation Legacy Partnership” (ORLP) competitive grant initiative.

LWCF STATE ASSISTANCE AT WORK IN THE STATE

All data provided by National Park Service (NPS)

Total number of projects funded in state by LWCF State Assistance 1965-2016	Total funding provided to the state from LWCF State Assistance 1965-2016
155	\$42,686,096

The chart below shows how the state has fared in recent years and the impact to the state through a 40% allocation.

	Amount Appropriated to the State Assistance Program	State Apportionment	What state would have received with 40% allocation
FY14	\$45 million *	\$445,757	\$1,301,000
FY15	\$45 million *	\$445,757	\$1,301,000
FY16	\$94,839,000**	\$1,007,302	\$1,913,000

LWCF appropriations totaled , \$306 million in FY14 and FY15, and \$450 million in FY16. *Source: www.doi.gov/budget/upload/LWCFRECEIPTS.xls*

* In FY14 and FY15 LWCF State Assistance funding totaled \$45m, which included \$42m in formula grants to the states and \$3m for the ORLP.

** In FY16 LWCF State Assistance funding totaled \$110m, which included \$94.8m in formula grants to the states and \$12m for the ORLP.

PROJECTS FUNDED BY LWCF STATE ASSISTANCE:

Project	Recipient	Year	Amount
Ulupo Heiau State Historical Park	HI Dept. of Land and Natural Resources	2014	\$480,000
Renovation of Walkways	HI State Parks	2016	\$500,000
Renovation of Ball Fields	HI State Parks	2016	\$500,000

Date: May 2017

For more information about the impact of LWCF State Assistance in your state, visit <http://waso-lwcf.nrc.nps.gov/public/index.cfm>

www.nrpa.org/Advocacy

Idaho

Land and Water Conservation Fund State Assistance Program



NRPA POLICY POSITION:

- Support the permanent reauthorization of the LWCF, including full and dedicated funding. LWCF is scheduled to expire in October 2018.
- Protect the interests of states and local communities by providing fair and equitable treatment for the **State Assistance Program** of no less than 40% guaranteed funding for formula grants to the states for active outdoor recreation. This is the same amount required by law to be allocated to the LWCF federal land acquisition program.
- In absence of authorizing legislation, exercise discretionary appropriations authority to allocate at least 40 percent of the total LWCF funding in FY18 to the **State Assistance Program**, with a dedicated amount being provided to the “Outdoor Recreation Legacy Partnership” (ORLP) competitive grant initiative.

LWCF STATE ASSISTANCE AT WORK IN THE STATE

All data provided by National Park Service (NPS)

Total number of projects funded in state by LWCF State Assistance 1965-2016	Total funding provided to the state from LWCF State Assistance 1965-2016
440	\$40,046,181

The chart below shows how the state has fared in recent years and the impact to the state through a 40% allocation.

	Amount Appropriated to the State Assistance Program	State Apportionment	What state would have received with 40% allocation
FY14	\$45 million *	\$447,012	\$1,304,000
FY15	\$45 million *	\$447,012	\$1,304,000
FY16	\$94,839,000**	\$1,010,048	\$1,918,000

LWCF appropriations totaled , \$306 million in FY14 and FY15, and \$450 million in FY16. *Source: www.doi.gov/budget/upload/LWCFRECEIPTS.xls*

* In FY14 and FY15 LWCF State Assistance funding totaled \$45m, which included \$42m in formula grants to the states and \$3m for the ORLP.

** In FY16 LWCF State Assistance funding totaled \$110m, which included \$94.8m in formula grants to the states and \$12m for the ORLP.

PROJECTS FUNDED BY LWCF STATE ASSISTANCE:

Project	Recipient	Year	Amount
Crestview Park Development	City of Fruitland	2015	\$193,060.80
Armstrong Park Renovation	City of Cascade	2015	\$51,689.08
Piccadilly Park Splash Pad	City of Middleton	2015	\$175,384.55

Date: May 2017

For more information about the impact of LWCF State Assistance in your state, visit <http://waso-lwcf.nrc.nps.gov/public/index.cfm>

www.nrpa.org/Advocacy

Illinois

Land and Water Conservation Fund State Assistance Program



NRPA POLICY POSITION:

- Support the permanent reauthorization of the LWCF, including full and dedicated funding. LWCF is scheduled to expire in October 2018.
- Protect the interests of states and local communities by providing fair and equitable treatment for the **State Assistance Program** of no less than 40% guaranteed funding for formula grants to the states for active outdoor recreation. This is the same amount required by law to be allocated to the LWCF federal land acquisition program.
- In absence of authorizing legislation, exercise discretionary appropriations authority to allocate at least 40 percent of the total LWCF funding in FY18 to the **State Assistance Program**, with a dedicated amount being provided to the “Outdoor Recreation Legacy Partnership” (ORLP) competitive grant initiative.

LWCF STATE ASSISTANCE AT WORK IN THE STATE

All data provided by National Park Service (NPS)

Total number of projects funded in state by LWCF State Assistance 1965-2016	Total funding provided to the state from LWCF State Assistance 1965-2016
854	\$162,976,401

The chart below shows how the state has fared in recent years and the impact to the state through a 40% allocation.

	Amount Appropriated to the State Assistance Program	State Apportionment	What state would have received with 40% allocation
FY14	\$45 million *	\$1,405,082	\$4,112,000
FY15	\$45 million *	\$1,405,082	\$4,112,000
FY16	\$94,839,000**	\$3,179,587	\$6,047,000

LWCF appropriations totaled , \$306 million in FY14 and FY15, and \$450 million in FY16. *Source: www.doi.gov/budget/upload/LWCFRECEIPTS.xls*

* In FY14 and FY15 LWCF State Assistance funding totaled \$45m, which included \$42m in formula grants to the states and \$3m for the ORLP.

** In FY16 LWCF State Assistance funding totaled \$110m, which included \$94.8m in formula grants to the states and \$12m for the ORLP.

PROJECTS FUNDED BY LWCF STATE ASSISTANCE:

Project	Recipient	Year	Amount
Hoberg Tract Acquisition	Joliet Park District	2015	\$750,000
Freeman Kame Acquisition	Kane County Forest Preserve District	2015	\$568,500
Fox River Bluffs Acquisition	Kendall County Forest Preserve District	2015	\$750,000

Date: May 2017

For more information about the impact of LWCF State Assistance in your state, visit <http://waso-lwcf.nrc.nps.gov/public/index.cfm>

www.nrpa.org/Advocacy

Indiana

Land and Water Conservation Fund State Assistance Program



NRPA POLICY POSITION:

- Support the permanent reauthorization of the LWCF, including full and dedicated funding. LWCF is scheduled to expire in October 2018.
- Protect the interests of states and local communities by providing fair and equitable treatment for the **State Assistance Program** of no less than 40% guaranteed funding for formula grants to the states for active outdoor recreation. This is the same amount required by law to be allocated to the LWCF federal land acquisition program.
- In absence of authorizing legislation, exercise discretionary appropriations authority to allocate at least 40 percent of the total LWCF funding in FY18 to the **State Assistance Program**, with a dedicated amount being provided to the “Outdoor Recreation Legacy Partnership” (ORLP) competitive grant initiative.

LWCF STATE ASSISTANCE AT WORK IN THE STATE

All data provided by National Park Service (NPS)

Total number of projects funded in state by LWCF State Assistance 1965–2016	Total funding provided to the state from LWCF State Assistance 1965–2016
578	\$88,666,026

The chart below shows how the state has fared in recent years and the impact to the state through a 40% allocation.

	Amount Appropriated to the State Assistance Program	State Apportionment	What state would have received with 40% allocation
FY14	\$45 million *	\$821,781	\$2,402,000
FY15	\$45 million *	\$821,781	\$2,402,000
FY16	\$94,839,000**	\$1,858,457	\$3,532,000

LWCF appropriations totaled , \$306 million in FY14 and FY15, and \$450 million in FY16. *Source: www.doi.gov/budget/upload/LWCFRECEIPTS.xls*

* In FY14 and FY15 LWCF State Assistance funding totaled \$45m, which included \$42m in formula grants to the states and \$3m for the ORLP.

** In FY16 LWCF State Assistance funding totaled \$110m, which included \$94.8m in formula grants to the states and \$12m for the ORLP.

PROJECTS FUNDED BY LWCF STATE ASSISTANCE:

Project	Recipient	Year	Amount
State Centennial Shelter	Indiana State Parks	2016	\$237,764
Sunset Hill Farm Park	Porter County Park Board	2016	\$200,000
St. Mary Nature Preserve	Decatur Park Board	2016	\$200,000

Date: May 2017

For more information about the impact of LWCF State Assistance in your state, visit <http://waso-lwcf.nrc.nps.gov/public/index.cfm>

www.nrpa.org/Advocacy



NRPA POLICY POSITION:

- Support the permanent reauthorization of the LWCF, including full and dedicated funding. LWCF is scheduled to expire in October 2018.
- Protect the interests of states and local communities by providing fair and equitable treatment for the **State Assistance Program** of no less than 40% guaranteed funding for formula grants to the states for active outdoor recreation. This is the same amount required by law to be allocated to the LWCF federal land acquisition program.
- In absence of authorizing legislation, exercise discretionary appropriations authority to allocate at least 40 percent of the total LWCF funding in FY18 to the **State Assistance Program**, with a dedicated amount being provided to the “Outdoor Recreation Legacy Partnership” (ORLP) competitive grant initiative.

LWCF STATE ASSISTANCE AT WORK IN THE STATE

All data provided by National Park Service (NPS)

Total number of projects funded in state by LWCF State Assistance 1965-2016	Total funding provided to the state from LWCF State Assistance 1965-2016
1,231	\$56,741,473

The chart below shows how the state has fared in recent years and the impact to the state through a 40% allocation.

	Amount Appropriated to the State Assistance Program	State Apportionment	What state would have received with 40% allocation
FY14	\$45 million *	\$548,114	\$1,600,000
FY15	\$45 million *	\$548,114	\$1,600,000
FY16	\$94,839,000**	\$1,238,850	\$2,353,000

LWCF appropriations totaled , \$306 million in FY14 and FY15, and \$450 million in FY16. *Source: www.doi.gov/budget/upload/LWCFRECEIPTS.xls*

* In FY14 and FY15 LWCF State Assistance funding totaled \$45m, which included \$42m in formula grants to the states and \$3m for the ORLP.

** In FY16 LWCF State Assistance funding totaled \$110m, which included \$94.8m in formula grants to the states and \$12m for the ORLP.

PROJECTS FUNDED BY LWCF STATE ASSISTANCE:

Project	Recipient	Year	Amount
Neste Valley Recreation Area Acquisition	Winneshiek County Conservation Board	2015	\$125,000
Ashton Wildwood Park Renovation	Jasper County	2015	\$50,600
Brushy Creek State Recreation Area	Department of Natural Resources	2015	\$240,690

Date: May 2017

For more information about the impact of LWCF State Assistance in your state, visit <http://waso-lwcf.nrc.nps.gov/public/index.cfm>

www.nrpa.org/Advocacy

Kansas

Land and Water Conservation Fund State Assistance Program



NRPA POLICY POSITION:

- Support the permanent reauthorization of the LWCF, including full and dedicated funding. LWCF is scheduled to expire in October 2018.
- Protect the interests of states and local communities by providing fair and equitable treatment for the **State Assistance Program** of no less than 40% guaranteed funding for formula grants to the states for active outdoor recreation. This is the same amount required by law to be allocated to the LWCF federal land acquisition program.
- In absence of authorizing legislation, exercise discretionary appropriations authority to allocate at least 40 percent of the total LWCF funding in FY18 to the **State Assistance Program**, with a dedicated amount being provided to the “Outdoor Recreation Legacy Partnership” (ORLP) competitive grant initiative.

LWCF STATE ASSISTANCE AT WORK IN THE STATE

All data provided by National Park Service (NPS)

Total number of projects funded in state by LWCF State Assistance 1965-2016	Total funding provided to the state from LWCF State Assistance 1965-2016
643	\$54,200,094

The chart below shows how the state has fared in recent years and the impact to the state through a 40% allocation.

	Amount Appropriated to the State Assistance Program	State Apportionment	What state would have received with 40% allocation
FY14	\$45 million *	\$548,537	\$1,602,000
FY15	\$45 million *	\$548,537	\$1,602,000
FY16	\$94,839,000**	\$1,239,905	\$2,356,000

LWCF appropriations totaled , \$306 million in FY14 and FY15, and \$450 million in FY16. *Source: www.doi.gov/budget/upload/LWCFRECEIPTS.xls*

* In FY14 and FY15 LWCF State Assistance funding totaled \$45m, which included \$42m in formula grants to the states and \$3m for the ORLP.

** In FY16 LWCF State Assistance funding totaled \$110m, which included \$94.8m in formula grants to the states and \$12m for the ORLP.

PROJECTS FUNDED BY LWCF STATE ASSISTANCE:

Project	Recipient	Year	Amount
Shawnee County North Community Park Trail	Shawnee County	2015	\$137,000
Pittsburg and Pittsburg High School Tennis Courts	Pittsburg and Pittsburg High School	2015	\$139,000
City of Lyons Multi-park Improvements	City of Lyons	2015	\$34,035

Date: May 2017

For more information about the impact of LWCF State Assistance in your state, visit <http://waso-lwcf.nrc.nps.gov/public/index.cfm>

www.nrpa.org/Advocacy



NRPA POLICY POSITION:

- Support the permanent reauthorization of the LWCF, including full and dedicated funding. LWCF is scheduled to expire in October 2018.
- Protect the interests of states and local communities by providing fair and equitable treatment for the **State Assistance Program** of no less than 40% guaranteed funding for formula grants to the states for active outdoor recreation. This is the same amount required by law to be allocated to the LWCF federal land acquisition program.
- In absence of authorizing legislation, exercise discretionary appropriations authority to allocate at least 40 percent of the total LWCF funding in FY18 to the **State Assistance Program**, with a dedicated amount being provided to the “Outdoor Recreation Legacy Partnership” (ORLP) competitive grant initiative.

LWCF STATE ASSISTANCE AT WORK IN THE STATE

All data provided by National Park Service (NPS)

Total number of projects funded in state by LWCF State Assistance 1965-2016	Total funding provided to the state from LWCF State Assistance 1965-2016
1,292	\$63,834,127

The chart below shows how the state has fared in recent years and the impact to the state through a 40% allocation.

	Amount Appropriated to the State Assistance Program	State Apportionment	What state would have received with 40% allocation
FY14	\$45 million *	\$628,896	\$1,837,000
FY15	\$45 million *	\$628,896	\$1,837,000
FY16	\$94,839,000**	\$1,421,612	\$2,701,000

LWCF appropriations totaled , \$306 million in FY14 and FY15, and \$450 million in FY16. *Source: www.doi.gov/budget/upload/LWCFRECEIPTS.xls*

* In FY14 and FY15 LWCF State Assistance funding totaled \$45m, which included \$42m in formula grants to the states and \$3m for the ORLP.

** In FY16 LWCF State Assistance funding totaled \$110m, which included \$94.8m in formula grants to the states and \$12m for the ORLP.

PROJECTS FUNDED BY LWCF STATE ASSISTANCE:

Project	Recipient	Year	Amount
Butler County Boat Ramps	Butler County Fiscal Court	2015	\$74,800
Lakeview Park Splash Pad	Franklin County Fiscal Court	2015	\$75,000
Dawson Springs City Park	City of Dawson Springs	2015	\$75,000

Date: May 2017

Louisiana

Land and Water Conservation Fund State Assistance Program



NRPA POLICY POSITION:

- Support the permanent reauthorization of the LWCF, including full and dedicated funding. LWCF is scheduled to expire in October 2018.
- Protect the interests of states and local communities by providing fair and equitable treatment for the **State Assistance Program** of no less than 40% guaranteed funding for formula grants to the states for active outdoor recreation. This is the same amount required by law to be allocated to the LWCF federal land acquisition program.
- In absence of authorizing legislation, exercise discretionary appropriations authority to allocate at least 40 percent of the total LWCF funding in FY18 to the **State Assistance Program**, with a dedicated amount being provided to the “Outdoor Recreation Legacy Partnership” (ORLP) competitive grant initiative.

LWCF STATE ASSISTANCE AT WORK IN THE STATE

All data provided by National Park Service (NPS)

Total number of projects funded in state by LWCF State Assistance 1965-2016	Total funding provided to the state from LWCF State Assistance 1965-2016
732	\$72,766,257

The chart below shows how the state has fared in recent years and the impact to the state through a 40% allocation.

	Amount Appropriated to the State Assistance Program	State Apportionment	What state would have received with 40% allocation
FY14	\$45 million *	\$675,326	\$1,973,000
FY15	\$45 million *	\$675,326	\$1,973,000
FY16	\$94,839,000**	\$1,526,924	\$2,902,000

LWCF appropriations totaled , \$306 million in FY14 and FY15, and \$450 million in FY16. *Source: www.doi.gov/budget/upload/LWCFRECEIPTS.xls*

* In FY14 and FY15 LWCF State Assistance funding totaled \$45m, which included \$42m in formula grants to the states and \$3m for the ORLP.

** In FY16 LWCF State Assistance funding totaled \$110m, which included \$94.8m in formula grants to the states and \$12m for the ORLP.

PROJECTS FUNDED BY LWCF STATE ASSISTANCE:

Project	Recipient	Year	Amount
Challenger's Ball Field	Town of Walker	2016	\$250,000
Bayou Country Park	Terrebonne Parish	2016	\$250,000
Morey Park	City of Patterson	2016	\$250,000

Date: May 2017

For more information about the impact of LWCF State Assistance in your state, visit <http://waso-lwcf.nrc.nps.gov/public/index.cfm>

www.nrpa.org/Advocacy

Maine

Land and Water Conservation Fund State Assistance Program



NRPA POLICY POSITION:

- Support the permanent reauthorization of the LWCF, including full and dedicated funding. LWCF is scheduled to expire in October 2018.
- Protect the interests of states and local communities by providing fair and equitable treatment for the **State Assistance Program** of no less than 40% guaranteed funding for formula grants to the states for active outdoor recreation. This is the same amount required by law to be allocated to the LWCF federal land acquisition program.
- In absence of authorizing legislation, exercise discretionary appropriations authority to allocate at least 40 percent of the total LWCF funding in FY18 to the **State Assistance Program**, with a dedicated amount being provided to the “Outdoor Recreation Legacy Partnership” (ORLP) competitive grant initiative.

LWCF STATE ASSISTANCE AT WORK IN THE STATE

All data provided by National Park Service (NPS)

Total number of projects funded in state by LWCF State Assistance 1965-2016	Total funding provided to the state from LWCF State Assistance 1965-2016
860	\$41,030,601

The chart below shows how the state has fared in recent years and the impact to the state through a 40% allocation.

	Amount Appropriated to the State Assistance Program	State Apportionment	What state would have received with 40% allocation
FY14	\$45 million *	\$408,194	\$1,190,000
FY15	\$45 million *	\$408,194	\$1,190,000
FY16	\$94,839,000**	\$922,040	\$1,751,000

LWCF appropriations totaled , \$306 million in FY14 and FY15, and \$450 million in FY16. *Source: www.doi.gov/budget/upload/LWCFRECEIPTS.xls*

* In FY14 and FY15 LWCF State Assistance funding totaled \$45m, which included \$42m in formula grants to the states and \$3m for the ORLP.

** In FY16 LWCF State Assistance funding totaled \$110m, which included \$94.8m in formula grants to the states and \$12m for the ORLP.

PROJECTS FUNDED BY LWCF STATE ASSISTANCE:

Project	Recipient	Year	Amount
Emery Park Rehabilitation	Town of Kittery	2016	\$187,000
Fairgrounds Development Project	Town of New Gloucester	2016	\$55,000
Memorial Park and Recreation Facility	Town of Casco	2016	\$40,200

Date: May 2017

For more information about the impact of LWCF State Assistance in your state, visit <http://waso-lwcf.nrc.nps.gov/public/index.cfm>

www.nrpa.org/Advocacy

Maryland

Land and Water Conservation Fund State Assistance Program



NRPA POLICY POSITION:

- Support the permanent reauthorization of the LWCF, including full and dedicated funding. LWCF is scheduled to expire in October 2018.
- Protect the interests of states and local communities by providing fair and equitable treatment for the **State Assistance Program** of no less than 40% guaranteed funding for formula grants to the states for active outdoor recreation. This is the same amount required by law to be allocated to the LWCF federal land acquisition program.
- In absence of authorizing legislation, exercise discretionary appropriations authority to allocate at least 40 percent of the total LWCF funding in FY18 to the **State Assistance Program**, with a dedicated amount being provided to the "Outdoor Recreation Legacy Partnership" (ORLP) competitive grant initiative.

LWCF STATE ASSISTANCE AT WORK IN THE STATE

All data provided by National Park Service (NPS)

Total number of projects funded in state by LWCF State Assistance 1965-2016	Total funding provided to the state from LWCF State Assistance 1965-2016
336	\$82,502,229

The chart below shows how the state has fared in recent years and the impact to the state through a 40% allocation.

	Amount Appropriated to the State Assistance Program	State Apportionment	What state would have received with 40% allocation
FY14	\$45 million *	\$809,774	\$2,368,000
FY15	\$45 million *	\$809,774	\$2,368,000
FY16	\$94,839,000**	\$1,831,547	\$3,482,000

LWCF appropriations totaled , \$306 million in FY14 and FY15, and \$450 million in FY16. *Source: www.doi.gov/budget/upload/LWCFRECEIPTS.xls*

* In FY14 and FY15 LWCF State Assistance funding totaled \$45m, which included \$42m in formula grants to the states and \$3m for the ORLP.

** In FY16 LWCF State Assistance funding totaled \$110m, which included \$94.8m in formula grants to the states and \$12m for the ORLP.

PROJECTS FUNDED BY LWCF STATE ASSISTANCE:

Project	Recipient	Year	Amount
Shannon Farm Park Acquisition	St. Mary's County	2014	\$1,000,000
Rock Glenn Park Acquisition	City of Aberdeen	2014	\$638,000
Schiff Farm Acquisition	Caroline County	2015	\$775,000

Date: May 2017

For more information about the impact of LWCF State Assistance in your state, visit <http://waso-lwcf.nrc.nps.gov/public/index.cfm>

www.nrpa.org/Advocacy

Massachusetts

Land and Water Conservation Fund State Assistance Program



NRPA POLICY POSITION:

- Support the permanent reauthorization of the LWCF, including full and dedicated funding. LWCF is scheduled to expire in October 2018.
- Protect the interests of states and local communities by providing fair and equitable treatment for the **State Assistance Program** of no less than 40% guaranteed funding for formula grants to the states for active outdoor recreation. This is the same amount required by law to be allocated to the LWCF federal land acquisition program.
- In absence of authorizing legislation, exercise discretionary appropriations authority to allocate at least 40 percent of the total LWCF funding in FY18 to the **State Assistance Program**, with a dedicated amount being provided to the “Outdoor Recreation Legacy Partnership” (ORLP) competitive grant initiative.

LWCF STATE ASSISTANCE AT WORK IN THE STATE

All data provided by National Park Service (NPS)

Total number of projects funded in state by LWCF State Assistance 1965–2016	Total funding provided to the state from LWCF State Assistance 1965–2016
465	\$102,741,398

The chart below shows how the state has fared in recent years and the impact to the state through a 40% allocation.

	Amount Appropriated to the State Assistance Program	State Apportionment	What state would have received with 40% allocation
FY14	\$45 million *	\$889,569	\$2,602,000
FY15	\$45 million *	\$889,569	\$2,602,000
FY16	\$94,839,000**	\$2,012,324	\$3,826,000

LWCF appropriations totaled , \$306 million in FY14 and FY15, and \$450 million in FY16. *Source: www.doi.gov/budget/upload/LWCFRECEIPTS.xls*

* In FY14 and FY15 LWCF State Assistance funding totaled \$45m, which included \$42m in formula grants to the states and \$3m for the ORLP.

** In FY16 LWCF State Assistance funding totaled \$110m, which included \$94.8m in formula grants to the states and \$12m for the ORLP.

PROJECTS FUNDED BY LWCF STATE ASSISTANCE:

Project	Recipient	Year	Amount
Manchester Street Park and Hub Access	City of Lawrence	2015	\$250,000
Allen Haskell Park CR Acquisition	City of New Bedford	2015	\$205,000
Center Street Greenway Acquisition	Town of Groveland	2015	\$200,000

Date: May 2017

For more information about the impact of LWCF State Assistance in your state, visit <http://waso-lwcf.nrc.nps.gov/public/index.cfm>

www.nrpa.org/Advocacy

Michigan

Land and Water Conservation Fund State Assistance Program



NRPA POLICY POSITION:

- Support the permanent reauthorization of the LWCF, including full and dedicated funding. LWCF is scheduled to expire in October 2018.
- Protect the interests of states and local communities by providing fair and equitable treatment for the **State Assistance Program** of no less than 40% guaranteed funding for formula grants to the states for active outdoor recreation. This is the same amount required by law to be allocated to the LWCF federal land acquisition program.
- In absence of authorizing legislation, exercise discretionary appropriations authority to allocate at least 40 percent of the total LWCF funding in FY18 to the **State Assistance Program**, with a dedicated amount being provided to the “Outdoor Recreation Legacy Partnership” (ORLP) competitive grant initiative.

LWCF STATE ASSISTANCE AT WORK IN THE STATE

All data provided by National Park Service (NPS)

Total number of projects funded in state by LWCF State Assistance 1965-2016	Total funding provided to the state from LWCF State Assistance 1965-2016
1,782	\$134,812,124

The chart below shows how the state has fared in recent years and the impact to the state through a 40% allocation.

	Amount Appropriated to the State Assistance Program	State Apportionment	What state would have received with 40% allocation
FY14	\$45 million *	\$1,090,291	\$3,189,000
FY15	\$45 million *	\$1,090,291	\$3,189,000
FY16	\$94,839,000**	\$2,466,375	\$4,689,000

LWCF appropriations totaled , \$306 million in FY14 and FY15, and \$450 million in FY16. *Source: www.doi.gov/budget/upload/LWCFRECEIPTS.xls*

* In FY14 and FY15 LWCF State Assistance funding totaled \$45m, which included \$42m in formula grants to the states and \$3m for the ORLP.

** In FY16 LWCF State Assistance funding totaled \$110m, which included \$94.8m in formula grants to the states and \$12m for the ORLP.

PROJECTS FUNDED BY LWCF STATE ASSISTANCE:

Project	Recipient	Year	Amount
St. Johns Trailside Parkway Development	City of St. Johns	2015	\$101,700
Silver Lake State Park Boating Access and Day Use	Dept. of Natural Resources	2015	\$220,400
Orlp-Belle Isle State Park Athletic Complex	Dept. of Natural Resources	2015	\$325,000

Date: May 2017

For more information about the impact of LWCF State Assistance in your state, visit <http://waso-lwcf.nrc.nps.gov/public/index.cfm>

www.nrpa.org/Advocacy

Minnesota

Land and Water Conservation Fund State Assistance Program



NRPA POLICY POSITION:

- Support the permanent reauthorization of the LWCF, including full and dedicated funding. LWCF is scheduled to expire in October 2018.
- Protect the interests of states and local communities by providing fair and equitable treatment for the **State Assistance Program** of no less than 40% guaranteed funding for formula grants to the states for active outdoor recreation. This is the same amount required by law to be allocated to the LWCF federal land acquisition program.
- In absence of authorizing legislation, exercise discretionary appropriations authority to allocate at least 40 percent of the total LWCF funding in FY18 to the **State Assistance Program**, with a dedicated amount being provided to the “Outdoor Recreation Legacy Partnership” (ORLP) competitive grant initiative.

LWCF STATE ASSISTANCE AT WORK IN THE STATE

All data provided by National Park Service (NPS)

Total number of projects funded in state by LWCF State Assistance 1965–2016	Total funding provided to the state from LWCF State Assistance 1965–2016
1285	\$73,977,282

The chart below shows how the state has fared in recent years and the impact to the state through a 40% allocation.

	Amount Appropriated to the State Assistance Program	State Apportionment	What state would have received with 40% allocation
FY14	\$45 million *	\$734,347	\$2,146,000
FY15	\$45 million *	\$734,347	\$2,146,000
FY16	\$94,839,000**	\$1,660,538	\$3,156,000

LWCF appropriations totaled , \$306 million in FY14 and FY15, and \$450 million in FY16. *Source: www.doi.gov/budget/upload/LWCFRECEIPTS.xls*

* In FY14 and FY15 LWCF State Assistance funding totaled \$45m, which included \$42m in formula grants to the states and \$3m for the ORLP.

** In FY16 LWCF State Assistance funding totaled \$110m, which included \$94.8m in formula grants to the states and \$12m for the ORLP.

PROJECTS FUNDED BY LWCF STATE ASSISTANCE:

Project	Recipient	Year	Amount
Waterfront Recreation Area	City of Wolf Lake	2015	\$75,000
Eckstein Athletic Field	City of Plainview	2015	\$100,000
Sheridan Memorial Park	City of Minneapolis	2015	\$500,000

Date: May 2017

For more information about the impact of LWCF State Assistance in your state, visit <http://waso-lwcf.nrc.nps.gov/public/index.cfm>
www.nrpa.org/Advocacy



NRPA POLICY POSITION:

- Support the permanent reauthorization of the LWCF, including full and dedicated funding. LWCF is scheduled to expire in October 2018.
- Protect the interests of states and local communities by providing fair and equitable treatment for the **State Assistance Program** of no less than 40% guaranteed funding for formula grants to the states for active outdoor recreation. This is the same amount required by law to be allocated to the LWCF federal land acquisition program.
- In absence of authorizing legislation, exercise discretionary appropriations authority to allocate at least 40 percent of the total LWCF funding in FY18 to the **State Assistance Program**, with a dedicated amount being provided to the “Outdoor Recreation Legacy Partnership” (ORLP) competitive grant initiative.

LWCF STATE ASSISTANCE AT WORK IN THE STATE

All data provided by National Park Service (NPS)

Total number of projects funded in state by LWCF State Assistance 1965-2016	Total funding provided to the state from LWCF State Assistance 1965-2016
604	\$50,949,855

The chart below shows how the state has fared in recent years and the impact to the state through a 40% allocation.

	Amount Appropriated to the State Assistance Program	State Apportionment	What state would have received with 40% allocation
FY14	\$45 million *	\$521,005	\$1,521,000
FY15	\$45 million *	\$521,005	\$1,521,000
FY16	\$94,839,000**	\$1,177,344	\$2,236,000

LWCF appropriations totaled , \$306 million in FY14 and FY15, and \$450 million in FY16. *Source: www.doi.gov/budget/upload/LWCFRECEIPTS.xls*

* In FY14 and FY15 LWCF State Assistance funding totaled \$45m, which included \$42m in formula grants to the states and \$3m for the ORLP.

** In FY16 LWCF State Assistance funding totaled \$110m, which included \$94.8m in formula grants to the states and \$12m for the ORLP.

PROJECTS FUNDED BY LWCF STATE ASSISTANCE:

Project	Recipient	Year	Amount
Duncan Park	City of Natchez	2016	\$150,000
Olive Branch Inclusive Community Playground	City of Olive Branch	2016	\$150,000
Theron Nichols Park Splash Pad	City of Tupelo	2016	\$150,000

Date: May 2017

Missouri

Land and Water Conservation Fund State Assistance Program



NRPA POLICY POSITION:

- Support the permanent reauthorization of the LWCF, including full and dedicated funding. LWCF is scheduled to expire in October 2018.
- Protect the interests of states and local communities by providing fair and equitable treatment for the **State Assistance Program** of no less than 40% guaranteed funding for formula grants to the states for active outdoor recreation. This is the same amount required by law to be allocated to the LWCF federal land acquisition program.
- In absence of authorizing legislation, exercise discretionary appropriations authority to allocate at least 40 percent of the total LWCF funding in FY18 to the **State Assistance Program**, with a dedicated amount being provided to the “Outdoor Recreation Legacy Partnership” (ORLP) competitive grant initiative.

LWCF STATE ASSISTANCE AT WORK IN THE STATE

All data provided by National Park Service (NPS)

Total number of projects funded in state by LWCF State Assistance 1965–2016	Total funding provided to the state from LWCF State Assistance 1965–2016
1,329	\$83,532,716

The chart below shows how the state has fared in recent years and the impact to the state through a 40% allocation.

	Amount Appropriated to the State Assistance Program	State Apportionment	What state would have received with 40% allocation
FY14	\$45 million *	\$778,283	\$2,275,000
FY15	\$45 million *	\$778,283	\$2,275,000
FY16	\$94,839,000**	\$1,759,948	\$3,345,000

LWCF appropriations totaled , \$306 million in FY14 and FY15, and \$450 million in FY16. *Source: www.doi.gov/budget/upload/LWCFRECEIPTS.xls*

* In FY14 and FY15 LWCF State Assistance funding totaled \$45m, which included \$42m in formula grants to the states and \$3m for the ORLP.

** In FY16 LWCF State Assistance funding totaled \$110m, which included \$94.8m in formula grants to the states and \$12m for the ORLP.

PROJECTS FUNDED BY LWCF STATE ASSISTANCE:

Project	Recipient	Year	Amount
ADA Improvements at the Cuba Sports Complex	City of Cuba	2015	\$55,100
Missouri Riverfront Trail Project	City of Riverside	2015	\$83,334
Haney Park Improvements	City of Park Hills	2015	\$82,660

Date: May 2017

For more information about the impact of LWCF State Assistance in your state, visit <http://waso-lwcf.nrc.nps.gov/public/index.cfm>

www.nrpa.org/Advocacy



NRPA POLICY POSITION:

- Support the permanent reauthorization of the LWCF, including full and dedicated funding. LWCF is scheduled to expire in October 2018.
- Protect the interests of states and local communities by providing fair and equitable treatment for the **State Assistance Program** of no less than 40% guaranteed funding for formula grants to the states for active outdoor recreation. This is the same amount required by law to be allocated to the LWCF federal land acquisition program.
- In absence of authorizing legislation, exercise discretionary appropriations authority to allocate at least 40 percent of the total LWCF funding in FY18 to the **State Assistance Program**, with a dedicated amount being provided to the “Outdoor Recreation Legacy Partnership” (ORLP) competitive grant initiative.

LWCF STATE ASSISTANCE AT WORK IN THE STATE

All data provided by National Park Service (NPS)

Total number of projects funded in state by LWCF State Assistance 1965-2016	Total funding provided to the state from LWCF State Assistance 1965-2016
793	\$38,978,917

The chart below shows how the state has fared in recent years and the impact to the state through a 40% allocation.

	Amount Appropriated to the State Assistance Program	State Apportionment	What state would have received with 40% allocation
FY14	\$45 million *	\$396,485	\$1,156,000
FY15	\$45 million *	\$396,485	\$1,156,000
FY16	\$94,839,000**	\$895,624	\$1,700,000

LWCF appropriations totaled , \$306 million in FY14 and FY15, and \$450 million in FY16. *Source: www.doi.gov/budget/upload/LWCFRECEIPTS.xls*

* In FY14 and FY15 LWCF State Assistance funding totaled \$45m, which included \$42m in formula grants to the states and \$3m for the ORLP.

** In FY16 LWCF State Assistance funding totaled \$110m, which included \$94.8m in formula grants to the states and \$12m for the ORLP.

PROJECTS FUNDED BY LWCF STATE ASSISTANCE:

Project	Recipient	Year	Amount
Gallatin Regional Park Enhancement	Gallatin County	2014	\$65,850
Finley Point State Park Development	State of Montana	2015	\$200,000
Butte Swimming Pool Project	Butte, MT	2017	\$150,000

Date: May 2017



NRPA POLICY POSITION:

- Support the permanent reauthorization of the LWCF, including full and dedicated funding. LWCF is scheduled to expire in October 2018.
- Protect the interests of states and local communities by providing fair and equitable treatment for the **State Assistance Program** of no less than 40% guaranteed funding for formula grants to the states for active outdoor recreation. This is the same amount required by law to be allocated to the LWCF federal land acquisition program.
- In absence of authorizing legislation, exercise discretionary appropriations authority to allocate at least 40 percent of the total LWCF funding in FY18 to the **State Assistance Program**, with a dedicated amount being provided to the “Outdoor Recreation Legacy Partnership” (ORLP) competitive grant initiative.

LWCF STATE ASSISTANCE AT WORK IN THE STATE

All data provided by National Park Service (NPS)

Total number of projects funded in state by LWCF State Assistance 1965–2016	Total funding provided to the state from LWCF State Assistance 1965–2016
1190	\$37,756,221

The chart below shows how the state has fared in recent years and the impact to the state through a 40% allocation.

	Amount Appropriated to the State Assistance Program	State Apportionment	What state would have received with 40% allocation
FY14	\$45 million *	\$376,763	\$1,097,000
FY15	\$45 million *	\$376,763	\$1,097,000
FY16	\$94,839,000**	\$850,030	\$1,614,000

LWCF appropriations totaled , \$306 million in FY14 and FY15, and \$450 million in FY16. *Source: www.doi.gov/budget/upload/LWCFRECEIPTS.xls*

* In FY14 and FY15 LWCF State Assistance funding totaled \$45m, which included \$42m in formula grants to the states and \$3m for the ORLP.

** In FY16 LWCF State Assistance funding totaled \$110m, which included \$94.8m in formula grants to the states and \$12m for the ORLP.

PROJECTS FUNDED BY LWCF STATE ASSISTANCE:

Project	Recipient	Year	Amount
Fort Ransom State Park Visitor Center	NDPRD	2015	\$388,794
Neighborhood Park	Bismarck Parks and Recreation District	2016	\$154,066
Clausen Springs Park Improvements	Barnes County Park Board	2016	\$31,798

Date: May 2017

Nebraska

Land and Water Conservation Fund State Assistance Program



NRPA POLICY POSITION:

- Support the permanent reauthorization of the LWCF, including full and dedicated funding. LWCF is scheduled to expire in October 2018.
- Protect the interests of states and local communities by providing fair and equitable treatment for the **State Assistance Program** of no less than 40% guaranteed funding for formula grants to the states for active outdoor recreation. This is the same amount required by law to be allocated to the LWCF federal land acquisition program.
- In absence of authorizing legislation, exercise discretionary appropriations authority to allocate at least 40 percent of the total LWCF funding in FY18 to the **State Assistance Program**, with a dedicated amount being provided to the “Outdoor Recreation Legacy Partnership” (ORLP) competitive grant initiative.

LWCF STATE ASSISTANCE AT WORK IN THE STATE

All data provided by National Park Service (NPS)

Total number of projects funded in state by LWCF State Assistance 1965-2016	Total funding provided to the state from LWCF State Assistance 1965-2016
969	\$46,479,870

The chart below shows how the state has fared in recent years and the impact to the state through a 40% allocation.

	Amount Appropriated to the State Assistance Program	State Apportionment	What state would have received with 40% allocation
FY14	\$45 million *	\$468,722	\$1,368,000
FY15	\$45 million *	\$468,722	\$1,368,000
FY16	\$94,839,000**	\$1,059,209	\$2,012,000

LWCF appropriations totaled , \$306 million in FY14 and FY15, and \$450 million in FY16. *Source: www.doi.gov/budget/upload/LWCFRECEIPTS.xls*

* In FY14 and FY15 LWCF State Assistance funding totaled \$45m, which included \$42m in formula grants to the states and \$3m for the ORLP.

** In FY16 LWCF State Assistance funding totaled \$110m, which included \$94.8m in formula grants to the states and \$12m for the ORLP.

PROJECTS FUNDED BY LWCF STATE ASSISTANCE:

Project	Recipient	Year	Amount
Ponca State Park Aquatic Facility	Nebraska Game and Parks Commission	2015	\$150,000
Greenwood Playground	Village of Greenwood	2016	\$80,881
Pawnee Pool Repairs	City of Pawnee City	2016	\$87,500

Date: May 2017

For more information about the impact of LWCF State Assistance in your state, visit <http://waso-lwcf.nrc.nps.gov/public/index.cfm>

www.nrpa.org/Advocacy

Nevada

Land and Water Conservation Fund State Assistance Program



NRPA POLICY POSITION:

- Support the permanent reauthorization of the LWCF, including full and dedicated funding. LWCF is scheduled to expire in October 2018.
- Protect the interests of states and local communities by providing fair and equitable treatment for the **State Assistance Program** of no less than 40% guaranteed funding for formula grants to the states for active outdoor recreation. This is the same amount required by law to be allocated to the LWCF federal land acquisition program.
- In absence of authorizing legislation, exercise discretionary appropriations authority to allocate at least 40 percent of the total LWCF funding in FY18 to the **State Assistance Program**, with a dedicated amount being provided to the “Outdoor Recreation Legacy Partnership” (ORLP) competitive grant initiative.

LWCF STATE ASSISTANCE AT WORK IN THE STATE

All data provided by National Park Service (NPS)

Total number of projects funded in state by LWCF State Assistance 1965-2016	Total funding provided to the state from LWCF State Assistance 1965-2016
340	\$42,637,733

The chart below shows how the state has fared in recent years and the impact to the state through a 40% allocation.

	Amount Appropriated to the State Assistance Program	State Apportionment	What state would have received with 40% allocation
FY14	\$45 million *	\$563,403	\$1,646,000
FY15	\$45 million *	\$563,403	\$1,646,000
FY16	\$94,839,000**	\$1,273,730	\$2,420,000

LWCF appropriations totaled , \$306 million in FY14 and FY15, and \$450 million in FY16. Source: www.doi.gov/budget/upload/LWCFRECEIPTS.xls

* In FY14 and FY15 LWCF State Assistance funding totaled \$45m, which included \$42m in formula grants to the states and \$3m for the ORLP.

** In FY16 LWCF State Assistance funding totaled \$110m, which included \$94.8m in formula grants to the states and \$12m for the ORLP.

PROJECTS FUNDED BY LWCF STATE ASSISTANCE:

Project	Recipient	Year	Amount
Sand Harbor Restroom Replacement	Nevada Division of State Parks	2015	\$440,000
Lion's Park ADA and Safety Improvements	Mineral County	2014	\$80,450
North Valleys Regional Park Playground	Washoe County	2014	\$126,207.50

Date: May 2017

For more information about the impact of LWCF State Assistance in your state, visit <http://waso-lwcf.nrc.nps.gov/public/index.cfm>

www.nrpa.org/Advocacy

New Hampshire

Land and Water Conservation Fund State Assistance Program



NRPA POLICY POSITION:

- Support the permanent reauthorization of the LWCF, including full and dedicated funding. LWCF is scheduled to expire in October 2018.
- Protect the interests of states and local communities by providing fair and equitable treatment for the **State Assistance Program** of no less than 40% guaranteed funding for formula grants to the states for active outdoor recreation. This is the same amount required by law to be allocated to the LWCF federal land acquisition program.
- In absence of authorizing legislation, exercise discretionary appropriations authority to allocate at least 40 percent of the total LWCF funding in FY18 to the **State Assistance Program**, with a dedicated amount being provided to the “Outdoor Recreation Legacy Partnership” (ORLP) competitive grant initiative.

LWCF STATE ASSISTANCE AT WORK IN THE STATE

All data provided by National Park Service (NPS)

Total number of projects funded in state by LWCF State Assistance 1965-2016	Total funding provided to the state from LWCF State Assistance 1965-2016
660	\$40,665,539

The chart below shows how the state has fared in recent years and the impact to the state through a 40% allocation.

	Amount Appropriated to the State Assistance Program	State Apportionment	What state would have received with 40% allocation
FY14	\$45 million *	\$421,515	\$1,230,000
FY15	\$45 million *	\$421,515	\$1,230,000
FY16	\$94,839,000**	\$952,287	\$1,808,000

LWCF appropriations totaled , \$306 million in FY14 and FY15, and \$450 million in FY16. *Source: www.doi.gov/budget/upload/LWCFRECEIPTS.xls*

* In FY14 and FY15 LWCF State Assistance funding totaled \$45m, which included \$42m in formula grants to the states and \$3m for the ORLP.

** In FY16 LWCF State Assistance funding totaled \$110m, which included \$94.8m in formula grants to the states and \$12m for the ORLP.

PROJECTS FUNDED BY LWCF STATE ASSISTANCE:

Project	Recipient	Year	Amount
Pulpit Rock Conservation Area Trails	Town of Bedford	2015	\$45,241
Cocheco River Park	City of Dover	2015	\$159,675
Thompson Forest	Town of Durham	2015	\$159,675

Date: May 2017

For more information about the impact of LWCF State Assistance in your state, visit <http://waso-lwcf.nrc.nps.gov/public/index.cfm>
www.nrpa.org/Advocacy



NRPA POLICY POSITION:

- Support the permanent reauthorization of the LWCF, including full and dedicated funding. LWCF is scheduled to expire in October 2018.
- Protect the interests of states and local communities by providing fair and equitable treatment for the **State Assistance Program** of no less than 40% guaranteed funding for formula grants to the states for active outdoor recreation. This is the same amount required by law to be allocated to the LWCF federal land acquisition program.
- In absence of authorizing legislation, exercise discretionary appropriations authority to allocate at least 40 percent of the total LWCF funding in FY18 to the **State Assistance Program**, with a dedicated amount being provided to the “Outdoor Recreation Legacy Partnership” (ORLP) competitive grant initiative.

LWCF STATE ASSISTANCE AT WORK IN THE STATE

All data provided by National Park Service (NPS)

Total number of projects funded in state by LWCF State Assistance 1965-2016	Total funding provided to the state from LWCF State Assistance 1965-2016
315	\$122,831,411

The chart below shows how the state has fared in recent years and the impact to the state through a 40% allocation.

	Amount Appropriated to the State Assistance Program	State Apportionment	What state would have received with 40% allocation
FY14	\$45 million *	\$1,093,287	\$3,199,000
FY15	\$45 million *	\$1,093,287	\$3,199,000
FY16	\$94,839,000**	\$2,473,713	\$4,704,000

LWCF appropriations totaled , \$306 million in FY14 and FY15, and \$450 million in FY16. *Source: www.doi.gov/budget/upload/LWCFRECEIPTS.xls*

* In FY14 and FY15 LWCF State Assistance funding totaled \$45m, which included \$42m in formula grants to the states and \$3m for the ORLP.

** In FY16 LWCF State Assistance funding totaled \$110m, which included \$94.8m in formula grants to the states and \$12m for the ORLP.

PROJECTS FUNDED BY LWCF STATE ASSISTANCE:

Project	Recipient	Year	Amount
Worthington State Forest Expansion Acquisition	NJ Dept. of Environmental Resources	2015	\$503,050
Addition to Trout Brook Wildlife Management Area	NJ Dept. of Environmental Protection	2015	\$241,375
Addition to Tuckhoe Wildlife Management Area	NJ Dept. of Environmental Protection	2015	\$385,209

Date: May 2017

New York

Land and Water Conservation Fund State Assistance Program



NRPA POLICY POSITION:

- Support the permanent reauthorization of the LWCF, including full and dedicated funding. LWCF is scheduled to expire in October 2018.
- Protect the interests of states and local communities by providing fair and equitable treatment for the **State Assistance Program** of no less than 40% guaranteed funding for formula grants to the states for active outdoor recreation. This is the same amount required by law to be allocated to the LWCF federal land acquisition program.
- In absence of authorizing legislation, exercise discretionary appropriations authority to allocate at least 40 percent of the total LWCF funding in FY18 to the **State Assistance Program**, with a dedicated amount being provided to the “Outdoor Recreation Legacy Partnership” (ORLP) competitive grant initiative.

LWCF STATE ASSISTANCE AT WORK IN THE STATE

All data provided by National Park Service (NPS)

Total number of projects funded in state by LWCF State Assistance 1965–2016	Total funding provided to the state from LWCF State Assistance 1965–2016
1,207	\$243,620,335

The chart below shows how the state has fared in recent years and the impact to the state through a 40% allocation.

	Amount Appropriated to the State Assistance Program	State Apportionment	What state would have received with 40% allocation
FY14	\$45 million *	\$1,948,131	\$5,703,000
FY15	\$45 million *	\$1,948,131	\$5,703,000
FY16	\$94,839,000**	\$4,409,233	\$8,387,000

LWCF appropriations totaled , \$306 million in FY14 and FY15, and \$450 million in FY16. *Source: www.doi.gov/budget/upload/LWCFRECEIPTS.xls*

* In FY14 and FY15 LWCF State Assistance funding totaled \$45m, which included \$42m in formula grants to the states and \$3m for the ORLP.

** In FY16 LWCF State Assistance funding totaled \$110m, which included \$94.8m in formula grants to the states and \$12m for the ORLP.

PROJECTS FUNDED BY LWCF STATE ASSISTANCE:

Project	Recipient	Year	Amount
Jones Beach State Park Ballfield Development	NY Office of Parks, Recreation, and Historic Preservation	2014	\$2,200,000
Alleghany State Park Quaker Beach	NY Office of Parks, Recreation, and Historic Preservation	2015	\$1,750,000
Robert Moses State Park	NY Office of Parks, Recreation, and Historic Preservation	2015	\$2,261,583.71

Date: May 2017

For more information about the impact of LWCF State Assistance in your state, visit <http://waso-lwcf.nrc.nps.gov/public/index.cfm>
www.nrpa.org/Advocacy

New Mexico

Land and Water Conservation Fund State Assistance Program



NRPA POLICY POSITION:

- Support the permanent reauthorization of the LWCF, including full and dedicated funding. LWCF is scheduled to expire in October 2018.
- Protect the interests of states and local communities by providing fair and equitable treatment for the **State Assistance Program** of no less than 40% guaranteed funding for formula grants to the states for active outdoor recreation. This is the same amount required by law to be allocated to the LWCF federal land acquisition program.
- In absence of authorizing legislation, exercise discretionary appropriations authority to allocate at least 40 percent of the total LWCF funding in FY18 to the **State Assistance Program**, with a dedicated amount being provided to the “Outdoor Recreation Legacy Partnership” (ORLP) competitive grant initiative.

LWCF STATE ASSISTANCE AT WORK IN THE STATE

All data provided by National Park Service (NPS)

Total number of projects funded in state by LWCF State Assistance 1965-2016	Total funding provided to the state from LWCF State Assistance 1965-2016
1030	\$43,975,772

The chart below shows how the state has fared in recent years and the impact to the state through a 40% allocation.

	Amount Appropriated to the State Assistance Program	State Apportionment	What state would have received with 40% allocation
FY14	\$45 million *	\$490,834	\$1,433,000
FY15	\$45 million *	\$490,834	\$1,433,000
FY16	\$94,839,000**	\$1,109,294	\$2,107,000

LWCF appropriations totaled , \$306 million in FY14 and FY15, and \$450 million in FY16. Source: www.doi.gov/budget/upload/LWCFRECEIPTS.xls

* In FY14 and FY15 LWCF State Assistance funding totaled \$45m, which included \$42m in formula grants to the states and \$3m for the ORLP.

** In FY16 LWCF State Assistance funding totaled \$110m, which included \$94.8m in formula grants to the states and \$12m for the ORLP.

PROJECTS FUNDED BY LWCF STATE ASSISTANCE:

Project	Recipient	Year	Amount
Hyde Memorial State Park - Santa Fe	NM State Parks	2015	\$150,000
Navajo Lake State Park - Navajo Dam	NM State Parks	2015	\$400,480
Pecos Canyon State Park - Pecos	NM State Parks	2016	\$587,500

Date: May 2017

For more information about the impact of LWCF State Assistance in your state, visit <http://waso-lwcf.nrc.nps.gov/public/index.cfm>

www.nrpa.org/Advocacy

North Carolina

Land and Water Conservation Fund State Assistance Program



NRPA POLICY POSITION:

- Support the permanent reauthorization of the LWCF, including full and dedicated funding. LWCF is scheduled to expire in October 2018.
- Protect the interests of states and local communities by providing fair and equitable treatment for the **State Assistance Program** of no less than 40% guaranteed funding for formula grants to the states for active outdoor recreation. This is the same amount required by law to be allocated to the LWCF federal land acquisition program.
- In absence of authorizing legislation, exercise discretionary appropriations authority to allocate at least 40 percent of the total LWCF funding in FY18 to the **State Assistance Program**, with a dedicated amount being provided to the “Outdoor Recreation Legacy Partnership” (ORLP) competitive grant initiative.

LWCF STATE ASSISTANCE AT WORK IN THE STATE

All data provided by National Park Service (NPS)

Total number of projects funded in state by LWCF State Assistance 1965–2016	Total funding provided to the state from LWCF State Assistance 1965–2016
905	\$84,198,882

The chart below shows how the state has fared in recent years and the impact to the state through a 40% allocation.

	Amount Appropriated to the State Assistance Program	State Apportionment	What state would have received with 40% allocation
FY14	\$45 million *	\$1,023,685	\$2,993,000
FY15	\$45 million *	\$1,023,685	\$2,993,000
FY16	\$94,839,000**	\$2,315,335	\$4,401,000

LWCF appropriations totaled , \$306 million in FY14 and FY15, and \$450 million in FY16. *Source: www.doi.gov/budget/upload/LWCFRECEIPTS.xls*

* In FY14 and FY15 LWCF State Assistance funding totaled \$45m, which included \$42m in formula grants to the states and \$3m for the ORLP.

** In FY16 LWCF State Assistance funding totaled \$110m, which included \$94.8m in formula grants to the states and \$12m for the ORLP.

PROJECTS FUNDED BY LWCF STATE ASSISTANCE:

Project	Recipient	Year	Amount
Turnipseed Nature Preserve	Wake County	2016	\$250,000
V.E. and Lydia H. Owens Recreational Park	Franklin County	2016	\$250,000
Renovation of Holly Street Park	Rocky Mount	2016	\$250,000

Date: May 2017

For more information about the impact of LWCF State Assistance in your state, visit <http://waso-lwcf.nrc.nps.gov/public/index.cfm>

www.nrpa.org/Advocacy



NRPA POLICY POSITION:

- Support the permanent reauthorization of the LWCF, including full and dedicated funding. LWCF is scheduled to expire in October 2018.
- Protect the interests of states and local communities by providing fair and equitable treatment for the **State Assistance Program** of no less than 40% guaranteed funding for formula grants to the states for active outdoor recreation. This is the same amount required by law to be allocated to the LWCF federal land acquisition program.
- In absence of authorizing legislation, exercise discretionary appropriations authority to allocate at least 40 percent of the total LWCF funding in FY18 to the **State Assistance Program**, with a dedicated amount being provided to the “Outdoor Recreation Legacy Partnership” (ORLP) competitive grant initiative.

LWCF STATE ASSISTANCE AT WORK IN THE STATE

All data provided by National Park Service (NPS)

Total number of projects funded in state by LWCF State Assistance 1965-2016	Total funding provided to the state from LWCF State Assistance 1965-2016
1,235	\$153,756,348

The chart below shows how the state has fared in recent years and the impact to the state through a 40% allocation.

	Amount Appropriated to the State Assistance Program	State Apportionment	What state would have received with 40% allocation
FY14	\$45 million *	\$1,236,596	\$3,617,000
FY15	\$45 million *	\$1,236,596	\$3,617,000
FY16	\$94,839,000**	\$2,797,715	\$5,319,000

LWCF appropriations totaled , \$306 million in FY14 and FY15, and \$450 million in FY16. *Source: www.doi.gov/budget/upload/LWCFRECEIPTS.xls*

* In FY14 and FY15 LWCF State Assistance funding totaled \$45m, which included \$42m in formula grants to the states and \$3m for the ORLP.

** In FY16 LWCF State Assistance funding totaled \$110m, which included \$94.8m in formula grants to the states and \$12m for the ORLP.

PROJECTS FUNDED BY LWCF STATE ASSISTANCE:

Project	Recipient	Year	Amount
Maumee State Forest Acquisition	Dept. of Natural Resources	2015	\$380,983
David Williams Memorial Park Completion	City of Wilmington	2015	\$187,500
Voinovich Park Improvement	City of Cleveland	2015	\$187,500

Date: May 2017

For more information about the impact of LWCF State Assistance in your state, visit <http://waso-lwcf.nrc.nps.gov/public/index.cfm>

www.nrpa.org/Advocacy

Oklahoma

Land and Water Conservation Fund State Assistance Program



NRPA POLICY POSITION:

- Support the permanent reauthorization of the LWCF, including full and dedicated funding. LWCF is scheduled to expire in October 2018.
- Protect the interests of states and local communities by providing fair and equitable treatment for the **State Assistance Program** of no less than 40% guaranteed funding for formula grants to the states for active outdoor recreation. This is the same amount required by law to be allocated to the LWCF federal land acquisition program.
- In absence of authorizing legislation, exercise discretionary appropriations authority to allocate at least 40 percent of the total LWCF funding in FY18 to the **State Assistance Program**, with a dedicated amount being provided to the “Outdoor Recreation Legacy Partnership” (ORLP) competitive grant initiative.

LWCF STATE ASSISTANCE AT WORK IN THE STATE

All data provided by National Park Service (NPS)

Total number of projects funded in state by LWCF State Assistance 1965-2016	Total funding provided to the state from LWCF State Assistance 1965-2016
1,078	\$59,002,410

The chart below shows how the state has fared in recent years and the impact to the state through a 40% allocation.

	Amount Appropriated to the State Assistance Program	State Apportionment	What state would have received with 40% allocation
FY14	\$45 million *	\$602,834	\$1,761,000
FY15	\$45 million *	\$602,834	\$1,761,000
FY16	\$94,839,000**	\$1,362,733	\$2,589,000

LWCF appropriations totaled , \$306 million in FY14 and FY15, and \$450 million in FY16. *Source: www.doi.gov/budget/upload/LWCFRECEIPTS.xls*

* In FY14 and FY15 LWCF State Assistance funding totaled \$45m, which included \$42m in formula grants to the states and \$3m for the ORLP.

** In FY16 LWCF State Assistance funding totaled \$110m, which included \$94.8m in formula grants to the states and \$12m for the ORLP.

PROJECTS FUNDED BY LWCF STATE ASSISTANCE:

Project	Recipient	Year	Amount
Ranchwood Park Improvements	City of Yukon	2015	\$67,228
Stilwell Provides Laughs and Smiles Here	City of Stilwell	2015	\$200,000
Hub Reed Baseball Field	City of El Reno	2015	\$137,754

Date: May 2017

For more information about the impact of LWCF State Assistance in your state, visit <http://waso-lwcf.nrc.nps.gov/public/index.cfm>

www.nrpa.org/Advocacy

Oregon

Land and Water Conservation Fund State Assistance Program



NRPA POLICY POSITION:

- Support the permanent reauthorization of the LWCF, including full and dedicated funding. LWCF is scheduled to expire in October 2018.
- Protect the interests of states and local communities by providing fair and equitable treatment for the **State Assistance Program** of no less than 40% guaranteed funding for formula grants to the states for active outdoor recreation. This is the same amount required by law to be allocated to the LWCF federal land acquisition program.
- In absence of authorizing legislation, exercise discretionary appropriations authority to allocate at least 40 percent of the total LWCF funding in FY18 to the **State Assistance Program**, with a dedicated amount being provided to the “Outdoor Recreation Legacy Partnership” (ORLP) competitive grant initiative.

LWCF STATE ASSISTANCE AT WORK IN THE STATE

All data provided by National Park Service (NPS)

Total number of projects funded in state by LWCF State Assistance 1965-2016	Total funding provided to the state from LWCF State Assistance 1965-2016
1,371	\$57,667,301

The chart below shows how the state has fared in recent years and the impact to the state through a 40% allocation.

	Amount Appropriated to the State Assistance Program	State Apportionment	What state would have received with 40% allocation
FY14	\$45 million *	\$636,533	\$1,860,000
FY15	\$45 million *	\$636,533	\$1,860,000
FY16	\$94,839,000**	\$1,439,199	\$2,735,000

LWCF appropriations totaled , \$306 million in FY14 and FY15, and \$450 million in FY16. *Source: www.doi.gov/budget/upload/LWCFRECEIPTS.xls*

* In FY14 and FY15 LWCF State Assistance funding totaled \$45m, which included \$42m in formula grants to the states and \$3m for the ORLP.

** In FY16 LWCF State Assistance funding totaled \$110m, which included \$94.8m in formula grants to the states and \$12m for the ORLP.

PROJECTS FUNDED BY LWCF STATE ASSISTANCE:

Project	Recipient	Year	Amount
Winchester Bay Crab Dock Rehabilitation	Douglas County Parks Department	2016	\$233,500
Wichita Park Development	North Clackamas Parks and Recreation Dist.	2016	\$265,000
Amazon Park Inclusive Play	City of Eugene	2016	\$251,251

Date: May 2017

For more information about the impact of LWCF State Assistance in your state, visit <http://waso-lwcf.nrc.nps.gov/public/index.cfm>

www.nrpa.org/Advocacy



NRPA POLICY POSITION:

- Support the permanent reauthorization of the LWCF, including full and dedicated funding. LWCF is scheduled to expire in October 2018.
- Protect the interests of states and local communities by providing fair and equitable treatment for the **State Assistance Program** of no less than 40% guaranteed funding for formula grants to the states for active outdoor recreation. This is the same amount required by law to be allocated to the LWCF federal land acquisition program.
- In absence of authorizing legislation, exercise discretionary appropriations authority to allocate at least 40 percent of the total LWCF funding in FY18 to the **State Assistance Program**, with a dedicated amount being provided to the “Outdoor Recreation Legacy Partnership” (ORLP) competitive grant initiative.

LWCF STATE ASSISTANCE AT WORK IN THE STATE

All data provided by National Park Service (NPS)

Total number of projects funded in state by LWCF State Assistance 1965–2016	Total funding provided to the state from LWCF State Assistance 1965–2016
1459	\$168,778,758

The chart below shows how the state has fared in recent years and the impact to the state through a 40% allocation.

	Amount Appropriated to the State Assistance Program	State Apportionment	What state would have received with 40% allocation
FY14	\$45 million *	\$1,332,859	\$3,899,000
FY15	\$45 million *	\$1,332,859	\$3,899,000
FY16	\$94,839,000**	\$3,015,684	\$5,734,000

LWCF appropriations totaled , \$306 million in FY14 and FY15, and \$450 million in FY16. *Source: www.doi.gov/budget/upload/LWCFRECEIPTS.xls*

* In FY14 and FY15 LWCF State Assistance funding totaled \$45m, which included \$42m in formula grants to the states and \$3m for the ORLP.

** In FY16 LWCF State Assistance funding totaled \$110m, which included \$94.8m in formula grants to the states and \$12m for the ORLP.

PROJECTS FUNDED BY LWCF STATE ASSISTANCE:

Project	Recipient	Year	Amount
Markward at Schuylkill River Park	City of Philadelphia	2016	\$388,000
McLaughlin Park	Bridgeville Borough	2016	\$215,000
Moon Park	Moon Township	2016	\$250,000

Date: May 2017

Rhode Island

Land and Water Conservation Fund State Assistance Program



NRPA POLICY POSITION:

- Support the permanent reauthorization of the LWCF, including full and dedicated funding. LWCF is scheduled to expire in October 2018.
- Protect the interests of states and local communities by providing fair and equitable treatment for the **State Assistance Program** of no less than 40% guaranteed funding for formula grants to the states for active outdoor recreation. This is the same amount required by law to be allocated to the LWCF federal land acquisition program.
- In absence of authorizing legislation, exercise discretionary appropriations authority to allocate at least 40 percent of the total LWCF funding in FY18 to the **State Assistance Program**, with a dedicated amount being provided to the “Outdoor Recreation Legacy Partnership” (ORLP) competitive grant initiative.

LWCF STATE ASSISTANCE AT WORK IN THE STATE

All data provided by National Park Service (NPS)

Total number of projects funded in state by LWCF State Assistance 1965-2016	Total funding provided to the state from LWCF State Assistance 1965-2016
338	\$43,458,648

The chart below shows how the state has fared in recent years and the impact to the state through a 40% allocation.

	Amount Appropriated to the State Assistance Program	State Apportionment	What state would have received with 40% allocation
FY14	\$45 million *	\$418,819	\$1,222,000
FY15	\$45 million *	\$418,819	\$1,222,000
FY16	\$94,839,000**	\$946,296	\$1,797,000

LWCF appropriations totaled , \$306 million in FY14 and FY15, and \$450 million in FY16. Source: www.doi.gov/budget/upload/LWCFRECEIPTS.xls

* In FY14 and FY15 LWCF State Assistance funding totaled \$45m, which included \$42m in formula grants to the states and \$3m for the ORLP.

** In FY16 LWCF State Assistance funding totaled \$110m, which included \$94.8m in formula grants to the states and \$12m for the ORLP.

PROJECTS FUNDED BY LWCF STATE ASSISTANCE:

Project	Recipient	Year	Amount
Lincoln Woods State Park Beach Facility	State of Rhode Island	2016	\$837,638
Lincoln Woods State Park Beach Facility	RI Dept. Of Environmental Management	2014	\$1,314,379.14
Strengthen Conservation Easements	Dept. Of Environmental Management	2012	\$30,000

Date: May 2017

For more information about the impact of LWCF State Assistance in your state, visit <http://waso-lwcf.nrc.nps.gov/public/index.cfm>

www.nrpa.org/Advocacy

South Carolina

Land and Water Conservation Fund State Assistance Program



NRPA POLICY POSITION:

- Support the permanent reauthorization of the LWCF, including full and dedicated funding. LWCF is scheduled to expire in October 2018.
- Protect the interests of states and local communities by providing fair and equitable treatment for the **State Assistance Program** of no less than 40% guaranteed funding for formula grants to the states for active outdoor recreation. This is the same amount required by law to be allocated to the LWCF federal land acquisition program.
- In absence of authorizing legislation, exercise discretionary appropriations authority to allocate at least 40 percent of the total LWCF funding in FY18 to the **State Assistance Program**, with a dedicated amount being provided to the “Outdoor Recreation Legacy Partnership” (ORLP) competitive grant initiative.

LWCF STATE ASSISTANCE AT WORK IN THE STATE

All data provided by National Park Service (NPS)

Total number of projects funded in state by LWCF State Assistance 1965–2016	Total funding provided to the state from LWCF State Assistance 1965–2016
1,153	\$60,291,177

The chart below shows how the state has fared in recent years and the impact to the state through a 40% allocation.

	Amount Appropriated to the State Assistance Program	State Apportionment	What state would have received with 40% allocation
FY14	\$45 million *	\$666,725	\$1,948,000
FY15	\$45 million *	\$666,725	\$1,948,000
FY16	\$94,839,000**	\$1,507,352	\$1,651,000

LWCF appropriations totaled , \$306 million in FY14 and FY15, and \$450 million in FY16. *Source: www.doi.gov/budget/upload/LWCFRECEIPTS.xls*

* In FY14 and FY15 LWCF State Assistance funding totaled \$45m, which included \$42m in formula grants to the states and \$3m for the ORLP.

** In FY16 LWCF State Assistance funding totaled \$110m, which included \$94.8m in formula grants to the states and \$12m for the ORLP.

PROJECTS FUNDED BY LWCF STATE ASSISTANCE:

Project	Recipient	Year	Amount
McPherson Park Improvements	City of Greenville	2014	\$100,000
Century Park Reconstruction	City of Greer	2014	\$200,000
Westside Park Rehabilitation	Greenville County	2014	\$250,000

Date: May 2017

For more information about the impact of LWCF State Assistance in your state, visit <http://waso-lwcf.nrc.nps.gov/public/index.cfm>

www.nrpa.org/Advocacy

South Dakota

Land and Water Conservation Fund State Assistance Program



NRPA POLICY POSITION:

- Support the permanent reauthorization of the LWCF, including full and dedicated funding. LWCF is scheduled to expire in October 2018.
- Protect the interests of states and local communities by providing fair and equitable treatment for the **State Assistance Program** of no less than 40% guaranteed funding for formula grants to the states for active outdoor recreation. This is the same amount required by law to be allocated to the LWCF federal land acquisition program.
- In absence of authorizing legislation, exercise discretionary appropriations authority to allocate at least 40 percent of the total LWCF funding in FY18 to the **State Assistance Program**, with a dedicated amount being provided to the “Outdoor Recreation Legacy Partnership” (ORLP) competitive grant initiative.

LWCF STATE ASSISTANCE AT WORK IN THE STATE

All data provided by National Park Service (NPS)

Total number of projects funded in state by LWCF State Assistance 1965-2016	Total funding provided to the state from LWCF State Assistance 1965-2016
1,473	\$38,304,996

The chart below shows how the state has fared in recent years and the impact to the state through a 40% allocation.

	Amount Appropriated to the State Assistance Program	State Apportionment	What state would have received with 40% allocation
FY14	\$45 million *	\$384,910	\$1,122,000
FY15	\$45 million *	\$384,910	\$1,122,000
FY16	\$94,839,000**	\$869,431	\$1,651,000

LWCF appropriations totaled , \$306 million in FY14 and FY15, and \$450 million in FY16. *Source: www.doi.gov/budget/upload/LWCFRECEIPTS.xls*

* In FY14 and FY15 LWCF State Assistance funding totaled \$45m, which included \$42m in formula grants to the states and \$3m for the ORLP.

** In FY16 LWCF State Assistance funding totaled \$110m, which included \$94.8m in formula grants to the states and \$12m for the ORLP.

PROJECTS FUNDED BY LWCF STATE ASSISTANCE:

Project	Recipient	Year	Amount
Dell Rapids Campground Expansion and Comfort Station	City of Dell Rapids	2016	\$75,000
Elk Point Playground Replacement	City of Elk Point	2016	\$54,000
Oakwood Comfort Station	State of South Dakota	2016	\$140,000

Date: May 2017

For more information about the impact of LWCF State Assistance in your state, visit <http://waso-lwcf.nrc.nps.gov/public/index.cfm>

www.nrpa.org/Advocacy

Tennessee

Land and Water Conservation Fund State Assistance Program



NRPA POLICY POSITION:

- Support the permanent reauthorization of the LWCF, including full and dedicated funding. LWCF is scheduled to expire in October 2018.
- Protect the interests of states and local communities by providing fair and equitable treatment for the **State Assistance Program** of no less than 40% guaranteed funding for formula grants to the states for active outdoor recreation. This is the same amount required by law to be allocated to the LWCF federal land acquisition program.
- In absence of authorizing legislation, exercise discretionary appropriations authority to allocate at least 40 percent of the total LWCF funding in FY18 to the **State Assistance Program**, with a dedicated amount being provided to the “Outdoor Recreation Legacy Partnership” (ORLP) competitive grant initiative.

LWCF STATE ASSISTANCE AT WORK IN THE STATE

All data provided by National Park Service (NPS)

Total number of projects funded in state by LWCF State Assistance 1965-2016	Total funding provided to the state from LWCF State Assistance 1965-2016
751	\$75,755,139

The chart below shows how the state has fared in recent years and the impact to the state through a 40% allocation.

	Amount Appropriated to the State Assistance Program	State Apportionment	What state would have received with 40% allocation
FY14	\$45 million *	\$792,417	\$2,316,000
FY15	\$45 million *	\$792,417	\$2,316,000
FY16	\$94,839,000**	\$1,791,861	\$3,405,000

LWCF appropriations totaled , \$306 million in FY14 and FY15, and \$450 million in FY16. *Source: www.doi.gov/budget/upload/LWCFRECEIPTS.xls*

* In FY14 and FY15 LWCF State Assistance funding totaled \$45m, which included \$42m in formula grants to the states and \$3m for the ORLP.

** In FY16 LWCF State Assistance funding totaled \$110m, which included \$94.8m in formula grants to the states and \$12m for the ORLP.

PROJECTS FUNDED BY LWCF STATE ASSISTANCE:

Project	Recipient	Year	Amount
Dunbar Cave State Park Ritter Acquisition	Tennessee State Parks	2014	\$299,330
T.O. Fuller State Park	Tennessee State Parks	2014	\$59,866
Cumberland Trails Bridges and Trails	Tennessee State Parks	2015	\$715,482

Date: May 2017

For more information about the impact of LWCF State Assistance in your state, visit <http://waso-lwcf.nrc.nps.gov/public/index.cfm>

www.nrpa.org/Advocacy



NRPA POLICY POSITION:

- Support the permanent reauthorization of the LWCF, including full and dedicated funding. LWCF is scheduled to expire in October 2018.
- Protect the interests of states and local communities by providing fair and equitable treatment for the **State Assistance Program** of no less than 40% guaranteed funding for formula grants to the states for active outdoor recreation. This is the same amount required by law to be allocated to the LWCF federal land acquisition program.
- In absence of authorizing legislation, exercise discretionary appropriations authority to allocate at least 40 percent of the total LWCF funding in FY18 to the **State Assistance Program**, with a dedicated amount being provided to the “Outdoor Recreation Legacy Partnership” (ORLP) competitive grant initiative.

LWCF STATE ASSISTANCE AT WORK IN THE STATE

All data provided by National Park Service (NPS)

Total number of projects funded in state by LWCF State Assistance 1965–2016	Total funding provided to the state from LWCF State Assistance 1965–2016
1,034	\$186,819,003

The chart below shows how the state has fared in recent years and the impact to the state through a 40% allocation.

	Amount Appropriated to the State Assistance Program	State Apportionment	What state would have received with 40% allocation
FY14	\$45 million *	\$2,390,618	\$6,999,000
FY15	\$45 million *	\$2,390,618	\$6,999,000
FY16	\$94,839,000**	\$5,410,968	\$10,290,000

LWCF appropriations totaled , \$306 million in FY14 and FY15, and \$450 million in FY16. *Source: www.doi.gov/budget/upload/LWCFRECEIPTS.xls*

* In FY14 and FY15 LWCF State Assistance funding totaled \$45m, which included \$42m in formula grants to the states and \$3m for the ORLP.

** In FY16 LWCF State Assistance funding totaled \$110m, which included \$94.8m in formula grants to the states and \$12m for the ORLP.

PROJECTS FUNDED BY LWCF STATE ASSISTANCE:

Project	Recipient	Year	Amount
Fort Worth Alliance Park	City of Fort Worth	2016	\$740,736
La Feria Veterans Memorial Park	City of La Feria	2016	\$500,000
Prosper Frontier Park North	Town of Prosper	2016	\$500,000

Date: May 2017

For more information about the impact of LWCF State Assistance in your state, visit <http://waso-lwcf.nrc.nps.gov/public/index.cfm>

www.nrpa.org/Advocacy

Utah

Land and Water Conservation Fund State Assistance Program



NRPA POLICY POSITION:

- Support the permanent reauthorization of the LWCF, including full and dedicated funding. LWCF is scheduled to expire in October 2018.
- Protect the interests of states and local communities by providing fair and equitable treatment for the **State Assistance Program** of no less than 40% guaranteed funding for formula grants to the states for active outdoor recreation. This is the same amount required by law to be allocated to the LWCF federal land acquisition program.
- In absence of authorizing legislation, exercise discretionary appropriations authority to allocate at least 40 percent of the total LWCF funding in FY18 to the **State Assistance Program**, with a dedicated amount being provided to the “Outdoor Recreation Legacy Partnership” (ORLP) competitive grant initiative.

LWCF STATE ASSISTANCE AT WORK IN THE STATE

All data provided by National Park Service (NPS)

Total number of projects funded in state by LWCF State Assistance 1965-2016	Total funding provided to the state from LWCF State Assistance 1965-2016
466	\$49,349,629

The chart below shows how the state has fared in recent years and the impact to the state through a 40% allocation.

	Amount Appropriated to the State Assistance Program	State Apportionment	What state would have received with 40% allocation
FY14	\$45 million *	\$563,975	\$1,647,000
FY15	\$45 million *	\$563,975	\$1,647,000
FY16	\$94,839,000**	\$1,274,998	\$2,423,000

LWCF appropriations totaled , \$306 million in FY14 and FY15, and \$450 million in FY16. *Source: www.doi.gov/budget/upload/LWCFRECEIPTS.xls*

* In FY14 and FY15 LWCF State Assistance funding totaled \$45m, which included \$42m in formula grants to the states and \$3m for the ORLP.

** In FY16 LWCF State Assistance funding totaled \$110m, which included \$94.8m in formula grants to the states and \$12m for the ORLP.

PROJECTS FUNDED BY LWCF STATE ASSISTANCE:

Project	Recipient	Year	Amount
Paradise Sports Park	Paradise Town	2015	\$80,000
City Hall Park Phase II	Holladay City	2016	\$172,500
1700 South Park	Logan City	2017	\$200,000

Date: May 2017

For more information about the impact of LWCF State Assistance in your state, visit <http://waso-lwcf.nrc.nps.gov/public/index.cfm>

www.nrpa.org/Advocacy

Vermont

Land and Water Conservation Fund State Assistance Program



NRPA POLICY POSITION:

- Support the permanent reauthorization of the LWCF, including full and dedicated funding. LWCF is scheduled to expire in October 2018.
- Protect the interests of states and local communities by providing fair and equitable treatment for the **State Assistance Program** of no less than 40% guaranteed funding for formula grants to the states for active outdoor recreation. This is the same amount required by law to be allocated to the LWCF federal land acquisition program.
- In absence of authorizing legislation, exercise discretionary appropriations authority to allocate at least 40 percent of the total LWCF funding in FY18 to the **State Assistance Program**, with a dedicated amount being provided to the “Outdoor Recreation Legacy Partnership” (ORLP) competitive grant initiative.

LWCF STATE ASSISTANCE AT WORK IN THE STATE

All data provided by National Park Service (NPS)

Total number of projects funded in state by LWCF State Assistance 1965–2016	Total funding provided to the state from LWCF State Assistance 1965–2016
643	\$36,333,116

The chart below shows how the state has fared in recent years and the impact to the state through a 40% allocation.

	Amount Appropriated to the State Assistance Program	State Apportionment	What state would have received with 40% allocation
FY14	\$45 million *	\$366,596	\$1,069,000
FY15	\$45 million *	\$366,596	\$1,069,000
FY16	\$94,839,000**	\$827,946	\$1,572,000

LWCF appropriations totaled , \$306 million in FY14 and FY15, and \$450 million in FY16. *Source: www.doi.gov/budget/upload/LWCFRECEIPTS.xls*

* In FY14 and FY15 LWCF State Assistance funding totaled \$45m, which included \$42m in formula grants to the states and \$3m for the ORLP.

** In FY16 LWCF State Assistance funding totaled \$110m, which included \$94.8m in formula grants to the states and \$12m for the ORLP.

PROJECTS FUNDED BY LWCF STATE ASSISTANCE:

Project	Recipient	Year	Amount
Lyndonville Swimming Pool and ADA Upgrades	Town of Lyndonville	2015	\$50,000
Owls Head Town Forest Acquisition	Town of Dorset	2015	\$50,000
Montpelier Union Elementary School Playground	Montpelier School District	2015	\$149,660

Date: May 2017

For more information about the impact of LWCF State Assistance in your state, visit <http://waso-lwcf.nrc.nps.gov/public/index.cfm>

www.nrpa.org/Advocacy



NRPA POLICY POSITION:

- Support the permanent reauthorization of the LWCF, including full and dedicated funding. LWCF is scheduled to expire in October 2018.
- Protect the interests of states and local communities by providing fair and equitable treatment for the **State Assistance Program** of no less than 40% guaranteed funding for formula grants to the states for active outdoor recreation. This is the same amount required by law to be allocated to the LWCF federal land acquisition program.
- In absence of authorizing legislation, exercise discretionary appropriations authority to allocate at least 40 percent of the total LWCF funding in FY18 to the **State Assistance Program**, with a dedicated amount being provided to the “Outdoor Recreation Legacy Partnership” (ORLP) competitive grant initiative.

LWCF STATE ASSISTANCE AT WORK IN THE STATE

All data provided by National Park Service (NPS)

Total number of projects funded in state by LWCF State Assistance 1965–2016	Total funding provided to the state from LWCF State Assistance 1965–2016
399	\$87,279,397

The chart below shows how the state has fared in recent years and the impact to the state through a 40% allocation.

	Amount Appropriated to the State Assistance Program	State Apportionment	What state would have received with 40% allocation
FY14	\$45 million *	\$948,853	\$2,774,000
FY15	\$45 million *	\$948,853	\$2,774,000
FY16	\$94,839,000**	\$2,146,198	\$4,080,000

LWCF appropriations totaled , \$306 million in FY14 and FY15, and \$450 million in FY16. *Source: www.doi.gov/budget/upload/LWCFRECEIPTS.xls*

* In FY14 and FY15 LWCF State Assistance funding totaled \$45m, which included \$42m in formula grants to the states and \$3m for the ORLP.

** In FY16 LWCF State Assistance funding totaled \$110m, which included \$94.8m in formula grants to the states and \$12m for the ORLP.

PROJECTS FUNDED BY LWCF STATE ASSISTANCE:

Project	Recipient	Year	Amount
Kenslee Hill Springdale Regional Park	Northern Virginia Park Authority	2015	\$398,440.53
Bald Knob Natural Area Preserve Acquisition	VA Dept. of Conservation and Recreation	2015	\$373,500
Matthews State Forest Recreation Area	VA Dept. of Forestry	2014	\$421,404

Date: May 2017

Washington

Land and Water Conservation Fund State Assistance Program



NRPA POLICY POSITION:

- Support the permanent reauthorization of the LWCF, including full and dedicated funding. LWCF is scheduled to expire in October 2018.
- Protect the interests of states and local communities by providing fair and equitable treatment for the **State Assistance Program** of no less than 40% guaranteed funding for formula grants to the states for active outdoor recreation. This is the same amount required by law to be allocated to the LWCF federal land acquisition program.
- In absence of authorizing legislation, exercise discretionary appropriations authority to allocate at least 40 percent of the total LWCF funding in FY18 to the **State Assistance Program**, with a dedicated amount being provided to the “Outdoor Recreation Legacy Partnership” (ORLP) competitive grant initiative.

LWCF STATE ASSISTANCE AT WORK IN THE STATE

All data provided by National Park Service (NPS)

Total number of projects funded in state by LWCF State Assistance 1965–2016	Total funding provided to the state from LWCF State Assistance 1965–2016
589	\$74,276,763

The chart below shows how the state has fared in recent years and the impact to the state through a 40% allocation.

	Amount Appropriated to the State Assistance Program	State Apportionment	What state would have received with 40% allocation
FY14	\$45 million *	\$878,476	\$2,569,000
FY15	\$45 million *	\$878,476	\$2,569,000
FY16	\$94,839,000**	\$1,987,052	\$3,777,000

LWCF appropriations totaled , \$306 million in FY14 and FY15, and \$450 million in FY16. *Source: www.doi.gov/budget/upload/LWCFRECEIPTS.xls*

* In FY14 and FY15 LWCF State Assistance funding totaled \$45m, which included \$42m in formula grants to the states and \$3m for the ORLP.

** In FY16 LWCF State Assistance funding totaled \$110m, which included \$94.8m in formula grants to the states and \$12m for the ORLP.

PROJECTS FUNDED BY LWCF STATE ASSISTANCE:

Project	Recipient	Year	Amount
Trillium Trailhead Development	Island County	2015	\$143,998
Torguson Park Plaza and Trail	City of North Bend	2015	\$132,597
Peninsula at Point Defiance	Metropolitan Park District of Tacoma	2015	\$520,600

Date: May 2017

For more information about the impact of LWCF State Assistance in your state, visit <http://waso-lwcf.nrc.nps.gov/public/index.cfm>

www.nrpa.org/Advocacy

West Virginia

Land and Water Conservation Fund State Assistance Program



NRPA POLICY POSITION:

- Support the permanent reauthorization of the LWCF, including full and dedicated funding. LWCF is scheduled to expire in October 2018.
- Protect the interests of states and local communities by providing fair and equitable treatment for the **State Assistance Program** of no less than 40% guaranteed funding for formula grants to the states for active outdoor recreation. This is the same amount required by law to be allocated to the LWCF federal land acquisition program.
- In absence of authorizing legislation, exercise discretionary appropriations authority to allocate at least 40 percent of the total LWCF funding in FY18 to the **State Assistance Program**, with a dedicated amount being provided to the “Outdoor Recreation Legacy Partnership” (ORLP) competitive grant initiative.

LWCF STATE ASSISTANCE AT WORK IN THE STATE

All data provided by National Park Service (NPS)

Total number of projects funded in state by LWCF State Assistance 1965-2016	Total funding provided to the state from LWCF State Assistance 1965-2016
472	\$47,966,171

The chart below shows how the state has fared in recent years and the impact to the state through a 40% allocation.

	Amount Appropriated to the State Assistance Program	State Apportionment	What state would have received with 40% allocation
FY14	\$45 million *	\$448,487	\$1,308,000
FY15	\$45 million *	\$448,487	\$1,308,000
FY16	\$94,839,000**	\$1,013,258	\$1,924,000

LWCF appropriations totaled , \$306 million in FY14 and FY15, and \$450 million in FY16. *Source: www.doi.gov/budget/upload/LWCFRECEIPTS.xls*

* In FY14 and FY15 LWCF State Assistance funding totaled \$45m, which included \$42m in formula grants to the states and \$3m for the ORLP.

** In FY16 LWCF State Assistance funding totaled \$110m, which included \$94.8m in formula grants to the states and \$12m for the ORLP.

PROJECTS FUNDED BY LWCF STATE ASSISTANCE:

Project	Recipient	Year	Amount
Veterans Memorial Park Pool Renovations	Nicholas County Commission	2015	\$100,000
Development of Tucker Boulder Park	Town of Davis	2015	\$85,000
Winfield City Park Improvements	City of Winfield	2015	\$80,000


Date: May 2017

For more information about the impact of LWCF State Assistance in your state, visit <http://waso-lwcf.nrc.nps.gov/public/index.cfm>

www.nrpa.org/Advocacy

Wisconsin

Land and Water Conservation Fund State Assistance Program



NRPA POLICY POSITION:

- Support the permanent reauthorization of the LWCF, including full and dedicated funding. LWCF is scheduled to expire in October 2018.
- Protect the interests of states and local communities by providing fair and equitable treatment for the **State Assistance Program** of no less than 40% guaranteed funding for formula grants to the states for active outdoor recreation. This is the same amount required by law to be allocated to the LWCF federal land acquisition program.
- In absence of authorizing legislation, exercise discretionary appropriations authority to allocate at least 40 percent of the total LWCF funding in FY18 to the **State Assistance Program**, with a dedicated amount being provided to the “Outdoor Recreation Legacy Partnership” (ORLP) competitive grant initiative.

LWCF STATE ASSISTANCE AT WORK IN THE STATE

All data provided by National Park Service (NPS)

Total number of projects funded in state by LWCF State Assistance 1965–2016	Total funding provided to the state from LWCF State Assistance 1965–2016
1,796	\$79,540,080

The chart below shows how the state has fared in recent years and the impact to the state through a 40% allocation.

	Amount Appropriated to the State Assistance Program	State Apportionment	What state would have received with 40% allocation
FY14	\$45 million *	\$754,862	\$2,206,000
FY15	\$45 million *	\$754,862	\$2,206,000
FY16	\$94,839,000**	\$1,706,925	\$3,244,000

LWCF appropriations totaled , \$306 million in FY14 and FY15, and \$450 million in FY16. *Source: www.doi.gov/budget/upload/LWCFRECEIPTS.xls*

* In FY14 and FY15 LWCF State Assistance funding totaled \$45m, which included \$42m in formula grants to the states and \$3m for the ORLP.

** In FY16 LWCF State Assistance funding totaled \$110m, which included \$94.8m in formula grants to the states and \$12m for the ORLP.

PROJECTS FUNDED BY LWCF STATE ASSISTANCE:

Project	Recipient	Year	Amount
Harbor Park Development	City of Two Rivers	2015	\$205,553.50
Lemonseir Riverwalk Development	City of Menasha	2015	\$184,407
Central Park Skatepark Development	City of Madison	2015	\$295,308

Date: May 2017

For more information about the impact of LWCF State Assistance in your state, visit <http://waso-lwcf.nrc.nps.gov/public/index.cfm>

www.nrpa.org/Advocacy



NRPA POLICY POSITION:

- Support the permanent reauthorization of the LWCF, including full and dedicated funding. LWCF is scheduled to expire in October 2018.
- Protect the interests of states and local communities by providing fair and equitable treatment for the **State Assistance Program** of no less than 40% guaranteed funding for formula grants to the states for active outdoor recreation. This is the same amount required by law to be allocated to the LWCF federal land acquisition program.
- In absence of authorizing legislation, exercise discretionary appropriations authority to allocate at least 40 percent of the total LWCF funding in FY18 to the **State Assistance Program**, with a dedicated amount being provided to the “Outdoor Recreation Legacy Partnership” (ORLP) competitive grant initiative.

LWCF STATE ASSISTANCE AT WORK IN THE STATE

All data provided by National Park Service (NPS)

Total number of projects funded in state by LWCF State Assistance 1965–2016	Total funding provided to the state from LWCF State Assistance 1965–2016
856	\$36,114,219

The chart below shows how the state has fared in recent years and the impact to the state through a 40% allocation.

	Amount Appropriated to the State Assistance Program	State Apportionment	What state would have received with 40% allocation
FY14	\$45 million *	\$370,080	\$1,079,000
FY15	\$45 million *	\$370,080	\$1,079,000
FY16	\$94,839,000**	\$835,887	\$1,587,000

LWCF appropriations totaled , \$306 million in FY14 and FY15, and \$450 million in FY16. *Source: www.doi.gov/budget/upload/LWCFRECEIPTS.xls*

* In FY14 and FY15 LWCF State Assistance funding totaled \$45m, which included \$42m in formula grants to the states and \$3m for the ORLP.

** In FY16 LWCF State Assistance funding totaled \$110m, which included \$94.8m in formula grants to the states and \$12m for the ORLP.

PROJECTS FUNDED BY LWCF STATE ASSISTANCE:

Project	Recipient	Year	Amount
Sherman Hills Camping Cabins	WY State Parks, Historical Sites and Trails	2016	\$115,632.63
New Campground	WY State Parks, Historical Sites, and Trails	2016	\$120,500
Picnic Shelter in Lions Park	City of Cheyenne	2016	\$150,000

Date: May 2017